


2011



**CFC** 基金会数据分析报告  
Foundation Data Review

# China Civil Foundation Developing Trends



**CHINA FOUNDATION CENTER**

[www.FoundationCenter.org.cn](http://www.FoundationCenter.org.cn)

# Foundation Data Review

## China Civil Foundation Developing Trends-2011

### FOUNDATION DATA REVIEW

Foundation Data Review is a series of data research products based on the most complete foundation database independently developed in China by China Foundation Center, which annually produces a number of research reports targeted at various types of foundations, industrial fields and hotspot topics. The series of reports conducts research and development of information of public benefit organizations with its information platform, targeting at the issue of transparency currently prevailing in public benefit and charity fields while extensively disseminating the research findings. Covering all foundations, the series of reports promotes the transparency and public confidence of foundations in that it contributes to the trust and confidence in public benefit organizations by releasing the research findings.

### DISCLAIMER

China Foundation Center cites the source when releasing information. The annual work report of foundations is the annual inspection documents filled in and submitted according to the requirements of civil affairs departments with all financial data audited by qualified accounting firms. Public benefit project information is submitted by foundations or public benefit service organizations on a voluntary basis with a claim of accountability for the truthfulness of information submitted. Therefore, China Foundation Center does not verify the truthfulness of such information when releasing. In the event of severe consequence of misrepresented information released by the website, the relevant entities shall be investigated for legal liabilities. Should such information be misrepresented or falsified from the source, i.e. provider of information, the provider shall assume liability; should such information be misrepresented or falsified from errors of China Foundation Center in data sorting and input, the website shall assume liability.

### ABOUT THE CHINA FOUNDATION CENTER

The China Foundation Center is a public charity initiated by 35 renowned Chinese Foundations. It was formally launched on July 8th, 2010 with the mission of bringing transparency to philanthropic markets through access to the highest quality data, network, news, and analytics to reshape the value chain of philanthropy in China.

For a growing number of foundations and practitioners concerned with public affairs, media, business, research institutions, government departments, and other groups, the China Foundation Center has become an indispensable resource to find information and charity partners. It has an archive of data of more than 2,500 foundations in its database which covers 100 percent of legally registered foundations in China and is constantly updated.



The series of reports are supported by Xihu Venture Philanthropy Fund.

Copyright of texts and figures in this report is reserved by China Foundation Center and is open for public quotation and dissemination with sources properly indicated.

# Tables and Figures

---

## 2 Disclosure of Annual Work Report by Civil Foundations

Figure 1. Disclosure of Annual Work Report by Civil Foundations, 2005-2010	4
--	---

## 3 Analysis on the Number of Civil Foundations

Figure 2. Analysis on the Number of Civil Foundations	5
Table 1. Number of Foundations	5
Figure 3. Type Distribution of the Number of Civil Foundations	5

## 5 Website Construction of Civil Foundation

Figure 4. Distribution of Fields of Activities of Civil Foundations	6
Figure 5. Situation of Website Construction of Civil Foundation	7
Table 2. Situation of Website Construction of Foundation	7

## 6 The Staff of Civil Foundation

Table 3. Number of Foundation Staffs	7
Figure 6. Proportion of the Total Number of Full-time Staffs of Civil Foundations in 2010	7
Table 4. Top 30 Ranking by Number of Full-time Staffs of Civil Foundations in 2010	8
Table 5. Top 30 Ranking by Number of Full-time Staffs of All Foundations in 2010	9

## 7 Geographical Distribution of Civil Foundations

Figure 7. Geographical Distribution of Civil Foundations	10
--	----

## 8 Initial Fund of Civil Foundations

Table 6. Size Distribution of Initial Fund	11
--	----

## 9 Financial Situation of Civil Foundations

Table 7. Aggregate Net Assets Distribution, 2008-2010	11
Figure 8. Changes in Net Assets of All Foundations, 2008-end of 2010	12
Figure 9. Size Distribution of Net Assets of Civil Foundations, 2008-2010	12
Table 8. Top 30 Civil Foundations by Net Assets in 2010	13
Table 9. Total Income, 2008-2010	14
Figure 10. Changes in Total Income of All Foundations, 2008-2010	14
Figure 11. Size Distribution of Income of Civil Foundations, 2008-2010	14
Table 10. Top 30 Civil Foundations by Total Income in 2010	15

### WHAT IS CIVIL FOUNDATION?

The Type of foundations was divided into public foundations and private foundations in Chinese Ministry of Civil Affairs Regulations on Foundation Administration. Nowadays in China, there are totally 2517 foundations including 1193 public foundations and 1324 private foundations. According to China Foundation Center research on foundations' backgrounds, foundations are divided into government-background foundations and civil foundations. This report is about 873 civil foundations'(70 public foundations and 803 private foundations) development in China.

Table 11.	The Composition of Income of Foundations in 2010	16
Figure 12.	The Percentage of Donations, Government Subsidies, Investment Returns of All Foundations in 2010	16
Table 12.	Civil Foundation Donations Distribution in 2010	16
Table 13.	Top 30 Civil Foundations by Donation Income in 2010	17
Figure 13.	Changes of the Number of Civil Foundations Involved in Investment Activities & Civil Foundation Investment Returns, 2008-2010	18
Table 14.	Top 30 Civil Foundations by Investment Returns in 2010	19
Table 15.	Total Expenditure of Foundations, 2008-2010	20
Figure 14.	Changes in Total Expenditure of Foundations, 2008-2010	20
Figure 15.	Size Distribution of Total Expenditure of Civil Foundations, 2008-2010	21
Table 16.	The Composition of Expenditures of Foundations in 2010	21
Table 17.	Top 30 Civil Foundations by Total Expenditure in 2010	22
Table 18.	Top 30 Civil Foundations by Project Expense in 2010	23

## Key Findings

---

**873** By November 24, 2011, there are **873** civil foundations in China, among which 803 are private ones, accounting for 92% of the total number; while there are only 70 public foundations in the same period. P5

**34%** 297 out of the 873 civil foundations have their own internet platform for information release, accounting for **34%** of the total number. P6

**49%** According to the statistics based on observations of China Foundation Center , a total of 1,867 persons are employed full time in 580 civil foundations. 283 foundations, or **49%** of the total, have 1 to 3 staffs. P7

**31** The 873 civil foundations are distributed in **31** provinces, autonomous regions and municipalities in China, among which Beijing, Guangdong and Jiangsu have the largest number, each accounting for over 10% of all civil foundations in China. P10

**8.7** The net aggregate assets of the 609 civil foundations in 2010 amounted to 8,680,709,869.97 RMB (nearly **8.7** billion RMB), an average of 14,254,039.20 RMB for each foundation. P11



## Definition of Civil Foundation

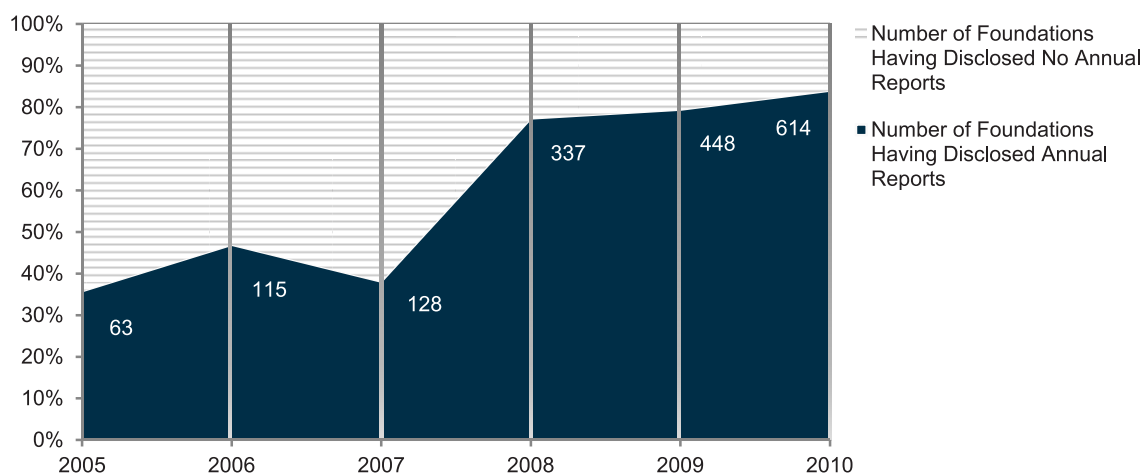
A preliminary categorization is conducted on the foundations based on a series of indicators, including their initiators, source of initial fund, board of directors, secretariat, financial information, project information, etc. Foundation of civil background refers to such foundation that is initiated by a non-governmental institution, such as individual or enterprise, and operated independently (foundation of civil background is referred as civil foundation in the present report).

Categorization notes: in the process of judgment, the first grade indicators are prioritized and foundations meeting the criteria in all first grade indicators (initiator, source of initial fund, board of directors, secretariat, project information, etc.) are categorized as civil foundations; in case of insufficient information or inability of judgment for any certain indicator, an analysis of second grade indicators (mainly financial information) shall be conducted; while indicators such as name and type of the foundation shall be taken as referential factors in ascertaining their civil background. The former two factors are the criteria for the identification of civil foundations.

## Disclosure of Annual Work Report by Civil Foundations

According to an all-rounded survey of annual reports disclosed by foundations in China conducted by China Foundation Center, the disclosure of annual work report by civil foundations showed a growing momentum from 2005 to 2010, of which the disclosure rate of 2007 was lower than that of 2006 while such rate of annual statements exceeded 77% from 2008 to 2010. In 2008, 337 foundations submitted their annual reports, a disclosure rate of 77%; in 2009, 448 foundations submitted their annual reports with the disclosure rate reaching 79% and in 2010, the number of foundations having submitted their annual reports reached 614, a disclosure rate of 84%, which marked the first time that the disclosure rate had exceeded 80%. Compared to the disclosure rate of foundations in China registered at 79% in the same period, the disclosure of annual reports by civil foundations scored better performance. (Figure 1)

**Figure 1. Disclosure of Annual Work Report by Civil Foundations, 2005-2010**



Source: China Foundation Center Database, last updated: 24, Nov. 2011



## Analysis on the Number of Civil Foundations

Civil foundations are expanding in scope after more than two decades of development. Before 2004, there were 107 civil foundations in China, and the number was on a steady and rapid increase since 2004, with an annual growth of approximately 30% in the four years between 2005 and 2008. Up to November 24, 2011, according to the taxonomical indicators of China Foundation Center, there are a total of 873 civil foundations in China (of which 17 have not recorded the date of establishment), among which 803 are private foundations, accounting for 92% of the total while 70 are public ones. (Figure 2)

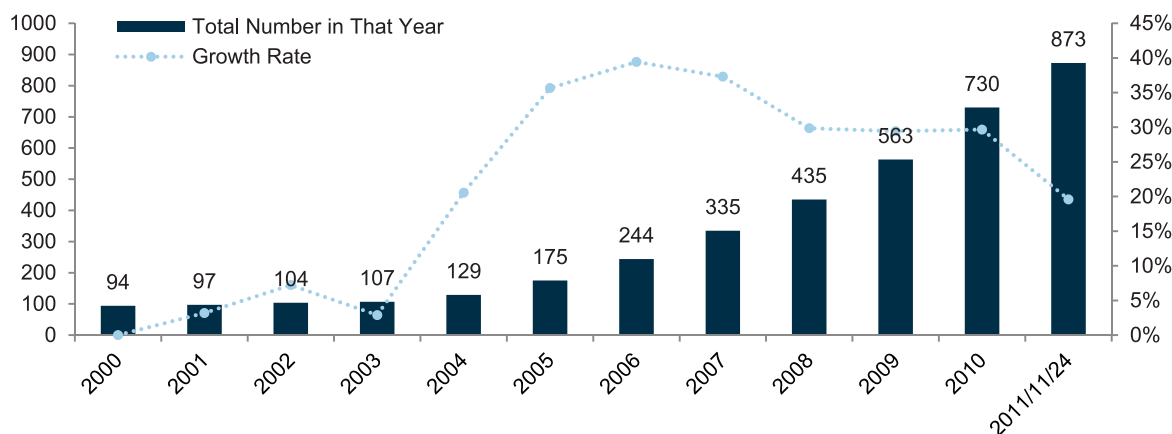
According to the statistics based on observations by China Foundation Center, up to November 24, 2011, there are total 2,517 foundations in China, of which 1,193 are public and 1,324 are private. The total number of civil foundations is 873, accounting for 34.68% of the total number of foundations. (Table 1)

## Preliminary Categorization Data

Based on the taxonomical indicator research conducted by China Foundation Center, civil foundations mainly include corporate foundation, family foundation funded and operated by individuals or families, community foundation and independent foundation whose operation and management is independent of fundraisers.

This report categorizes corporate foundations initiated by state-owned enterprises as non-civil foundations. (Figure 3)

**Figure 2. Analysis on the Number of Civil Foundations**



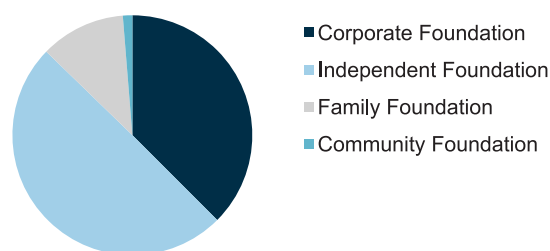
Source: China Foundation Center Database, last updated: 24, Nov. 2011

**Table 1. Number of Foundations**

Type	Civil Foundations	All Foundations	%
Public	70	1193	5.87
Private	803	1324	60.65
Total	873	2517	34.68

Source: China Foundation Center Database, last updated: 24, Nov. 2011

**Figure 3. Type Distribution of the Number of Civil Foundations**



Source: China Foundation Center Database, last updated: 24, Nov. 2011

## Field of Activities of Civil Foundations

Based on the taxonomical indicators of China Foundation Center, fields of activities of the 873 civil foundations are categorized on the basis of their mission, business scope and project information.

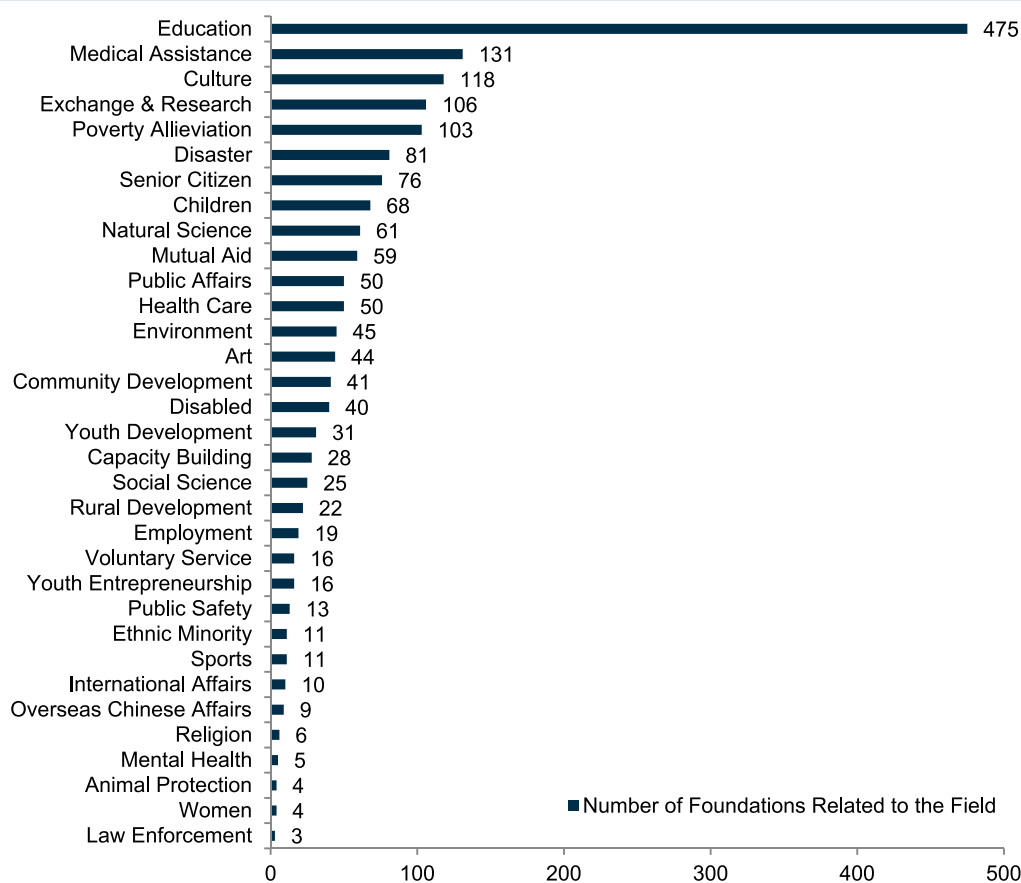
The five major fields where civil foundations are actively involved are education (475, accounting for 54% of the total number of civil foundations), medical aid (131, accounting for 15% of the total number), culture (118, accounting for 13% of the total number), exchange research (106, accounting for 12% of the total number) and poverty alleviation (103, accounting for 12% of the total number) while less than 10 foundations are focused on six fields including overseas Chinese affairs, religion, and etc. (Figure 4)

## Website Construction of Civil Foundation

According to statistics based on the observations of China Foundation Center, 297 out of 873 civil foundations have launched their official websites or web pages affiliated to other websites, accounting for 34% of the total. Among them, 246 foundations have launched independently operated official websites, accounting for 28% of all civil foundations; 51 foundations rely on web pages affiliated to other websites for information release. (Figure 5)

Up to November 24, 2011, a total of 820 foundations in China have launched their websites for information release, accounting for 33% of the total number. Among these, 659 foundations have constructed official websites and 161 have web pages affiliated to other websites. The number of websites of civil foundations accounts for 36% of all foundation websites in China. (Table 2)

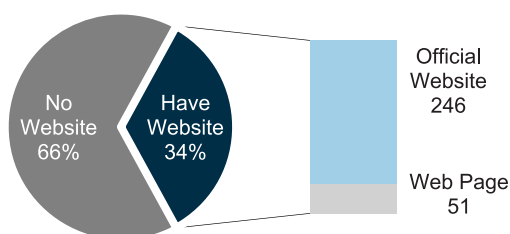
**Figure 4. Distribution of Fields of Activities of Civil Foundations**



Source: China Foundation Center Database, last updated: 24, Nov. 2011



**Figure 5. Situation of Website Construction of Civil Foundation**



Source: China Foundation Center Database, last updated: 24, Nov. 2011

**Table 2. Situation of Website Construction of Foundation**

	Civil Foundations	% Proportion of Total Websites	All Foundations
Official Website	246	30	659
Web Page Affiliated to Other Websites	51	6	161
<b>Total</b>	<b>297</b>	<b>36</b>	<b>820</b>

Source: China Foundation Center Database, last updated: 24, Nov. 2011

## The Staff of Civil Foundation

According to statistics based on the observations of China Foundation Center, there are 1,867 full-time staffs in 580 civil foundations having disclosed full-time staff in 2010. 148 foundations, or 26% of the total (580), have no full-time staff; 283 foundations, or 49% of the total, have 1 to 3 full-time staffs, which is the most common staff size; 114 of these have 2 full-time staffs; 118 foundations, or 20% of the total, have 4 to 9 full-time staffs; 31 foundations, or 6% of the total, have 10 or more full-time staffs.

According to statistics based on the observations of China Foundation Center, 1,772 foundations have disclosed a total number of 6,657 full-time staffs, i.e. an average of less than 4 staffs for each foundation. Among these, 1,867 full-time staffs disclosed by civil foundations account for 28% of the total number. Among all foundations in China, China Foundation for Poverty Alleviation has the largest staff size of 114 staffs. (Note: foundations with 0 full-time staff in this part refers to those having filled in “0” in the item of “Full-time Staff” of the disclosed annual report information; while foundations not having filled in their number of full-time staffs are excluded from the statistics.) (Table 3, Table 4, Table 5, Figure 6)

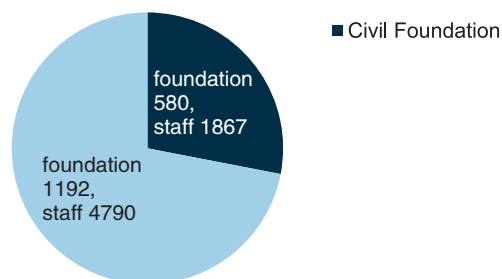
**Table 3. Number of Foundation Staffs**

Number of Full-time Staffs	Civil Foundations		All Foundations*	
	Number	%	Number	%
0	148	26	431	25
1-3	283	49	748	42
4-9	118	20	464	26
more than 10	31	5	129	7
<b>Total</b>	<b>580</b>	<b>100</b>	<b>1772</b>	<b>100</b>

Source: China Foundation Center Database, last updated: 31, Dec. 2010

\* All Foundations refer to the number of foundations whose financial data was collected

**Figure 6. Proportion of the Total Number of Full-time Staffs of Civil Foundations in 2010**



Source: China Foundation Center Database, last updated: 31, Dec. 2010

**Table 4. Top 30 Ranking by Number of Full-time Staffs of Civil Foundations in 2010**

Rank	Foundation	Type	Founded Time	Initial Fund (RMB)	Number of Full-time Staffs
1	Beijing Elite Housing Sci-tech Foundation	Private	2007	2,000,000	80
2	The Amity Foundation	Public	1985	25,000,000	61
3	Shaanxi Friendship Foundation for Poverty Alleviation	Private	2005	2,000,000	45
4	China Social Entrepreneur Foundation	Private	2007	20,000,000	41
5	Tencent Foundation	Public	2010	50,000,000	36
6	Shanghai Jet Lee One Foundation	Private	2008	2,000,000	34
7	Nanshan Gongde Foundation	Private	2005	5,000,000	33
8	Ren Ai Charity Foundation	Private	2006	2,000,000	31
9	Buddhist Compassion Relief Tzu Chi Foundation	Private	2008	10,000,000	21
10	Fujian Huang Zhongxian Education Foundation	Private	2004	8,477,700	20
11	Huamin Charity Foundation	Private	2008	200,000,000	19
12	Henan Yanhuang Surname History and Culture Foundation	Public	2005	4,000,000	17
13	Zhejiang Xinhua Compassion Education Foundation	Private	2007	2,000,000	17
14	Shaanxi Zhongzhou Zhiqing Assistance Foundation	Private	2010	2,000,000	15
15	Shanghai Adream Foundation	Private	2008	2,000,000	14
16	Charity Foundation of Zhejiang	Public	1995	4,000,000	13
17	Beijing Huayu Education Foundation	Public	2005	10,000,000	12
18	Fujian Quanzhou Xianluan Welfare Foundation	Private	1986	3,000,000	12
19	Rongcheng Dayudao Welfare Foundation	Private	2008	2,000,000	12
20	Dingxin Foundation	Private	2010	20,000,000	11
21	Shaanxi Lianzhong Charities Aid Foundation	Private	2009	2,000,000	11
22	China Charities Aid Foundation for Children	Public	2009	20,000,000	11
23	Beijing National Cultural Heritage Foundation	Private	2007	3,000,000	10
24	Nanan Lotus Foundation	Private	1991	2,100,000	10
25	Nanan Li Demao Education Foundation	Private	2009	2,000,000	10
26	Taofen Foundation	Private	1986	8,000,000	10
27	Xinping Foundation	Private	2008	50,000,000	10
28	Shanghai Mulan Education's Foundation	Private	2006	2,000,000	10
29	Guangdong Tianyi Buttercup Silk Conservation Foundation	Private	2010	2,000,000	9
30	Tiannuo Foundation	Private	2008	100,000,000	9

Source: China Foundation Center Database,last updated: 31, Dec. 2010

**Table 5. Top 30 Ranking by Number of Full-time Staffs of All Foundations in 2010**

Rank	Foundation	Type	Founded Time	Initial Fund (RMB)	Number of Full-time Staffs
1	China Foundation for Poverty Alleviation	Public	1989	10,000,000	114
2	Beijing Elite Housing Sci-tech Foundation	Private	2007	2,000,000	80
3	The Amity Foundation	Public	1985	25,000,000	61
4	China Youth Development Foundation	Public	1989	8,000,000	55
5	China Foundation for Disabled Persons	Public	1984	506,210,000	53
6	China Soong Ching Ling Foundation	Public	1982	8,000,000	50
7	Henan Song	Public	1992	4,000,000	47
8	Shaanxi Friendship Foundation for Poverty Alleviation	Private	2005	2,000,000	45
9	China Guanghua Foundation	Public	1993	8,000,000	45
10	China Social Entrepreneur Foundation	Private	2007	20,000,000	41
11	Chinese Red Cross Foundation	Public	1994	8,000,000	41
12	Dalian Charity Foundation	Public	2006	16,000,000	38
13	Sichuan Province Foundation for Poverty Alleviation	Public	1992	8,000,000	38
14	Shenzhen One Foundation	Public	2010	50,000,000	36
15	Shanghai Charity Foundation	Public	1994	460,000,000	35
16	China Literature Foundation	Public	1986	2,100,000	35
17	Shanghai Jet Lee One Foundation	Private	2008	2,000,000	34
18	China Children and Teenagers' Fund	Public	1981	8,000,000	34
19	Nanshan Gongde Foundation	Private	2005	5,000,000	33
20	China Development Research Foundation	Public	1997	40,000,000	33
21	Ren Ai Charity Foundation	Private	2006	2,000,000	31
22	Henan Yanhuang Erdi Foundation	Public	2007	4,000,000	31
23	China Confucius Foundation	Public	1994	8,000,000	29
24	Shaanxi Famen Charitable Foundation	Public	2009	4,000,000	27
25	Huangdi Guli Construction Foundation	Public	2008	4,000,000	26
26	China Women's Development Foundation	Public	1988	10,000,000	26
27	Beijing Foundation for Disabled Persons	Public	2009	4,000,000	25
28	Peking University Education Foudantion	Private	1995	20,000,000	24
29	China Human Rights Development Foudantion	Public	1994	13,600,000	24
30	China Postdoctoral Science Foundation	Public	1990	20,000,000	23

Source: China Foundation Center Database,last updated: 31, Dec. 2010

## Geographical Distribution of Civil Foundations

According to statistics based on the observations of China Foundation Center , 873 civil foundations are located in 31 provinces, autonomous regions and municipalities in China. Beijing, Guangdong and Jiangsu, each with a percentage of over 10% of the total number, have the largest number of civil foundations. Among them, Beijing has 135 civil foundations, accounting for 16% of the total. 12 provinces and autonomous regions including Guizhou, Tibet and Gansu have less number of civil foundations, each with less than 10 of them.

A comparison between the proportions of civil foundations in the total number in each region has led to the following conclusion: civil foundations in 7 regions (Anhui, Fujian, Henan, Shaanxi, Hebei, Guangdong and Qinghai) in China account for approximately half of the total number of foundations in their respective region. Among these, the 65 civil foundations in Fujian Province account for 54% of the total in the province, which is the largest proportion of civil foundations among the total number in the province.

Categorized on the basis of registration authorities, 43, or 5% of the total number of the 873 civil foundations are registered in the Ministry of Civil Affairs; 819, or 94% of the total number are registered in the provincial-level authorities of civil affairs; 11, or 1% of the total number are registered in the municipal-level authorities of civil affairs (solely referring to the Civil Affairs Bureau of Shenzhen). (Figure 7)

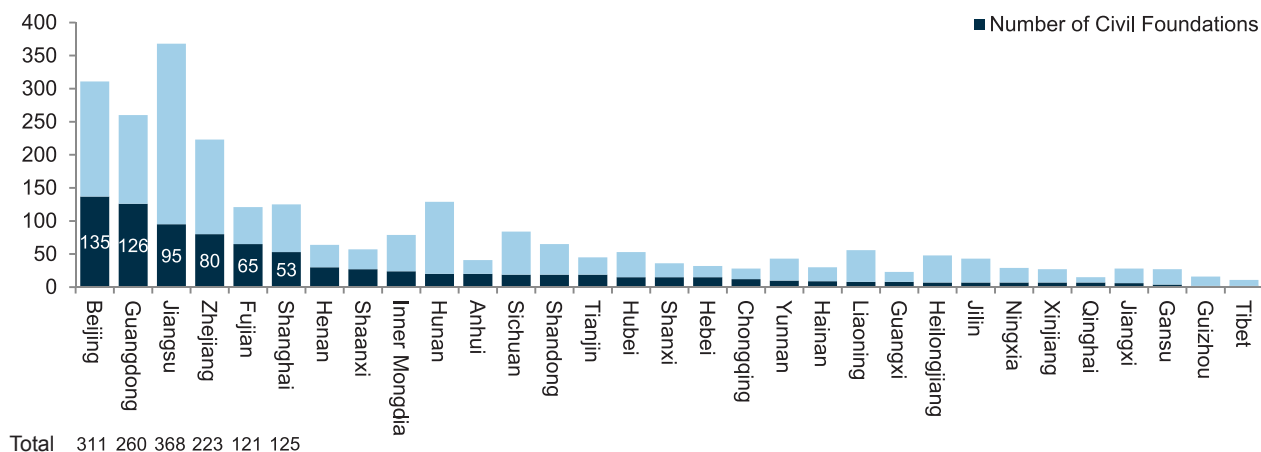
## Initial Fund of Civil Foundations

According to statistics based on the observations of China Foundation Center , up to November 24, 2011, the aggregate initial fund of the 750 civil foundations having disclosed their initial funds adds up to 4,771,699,300 RMB. Foundations with initial funds below 4 million RMB (excluding 4 million RMB) accounts for 71% of the 750 in total, which proves that the size of initial fund of most civil foundations is below 4 million RMB.

From the perspective of order of magnitude, 6, or 1% of the total 750 foundations have an initial fund below 2 million RMB, with the aggregate initial fund amounting to 4,167,700 RMB; 525, or 70% of the total number have an initial fund between 2 million and 4 million RMB, with the aggregate initial fund amounting to 1,118,070,100 RMB, or 23.4% of the total size; 114, or 15% of the total number have an initial fund between 4 million and 8 million RMB, with the aggregate initial fund amounting to 523,350,000 RMB, or 10.9% of the total size; 47, or 6% of the total number have an initial fund between 8 million to 20 million RMB, with the aggregate initial fund amounting to 474,971,500 RMB, or 10.1% of the total size; 58, or 8% of the total number have an initial fund of 20 million RMB or more, with the aggregate initial fund amounting to 2,651,140,000 RMB, or 55.5% of the total size. Foundations with the largest initial fund are Huamin Charity Foundation and Oceanwide Charitable Foundation, each with an initial fund of 200 million RMB.

In the same period, a total of 2,167 foundations in China have disclosed their initial fund information, with the total size amounting to 17,194,313,553 RMB, among which an aggregate initial fund of 4,771,699,300 RMB is from 750 civil foundations, accounting for 28% of the total size of initial fund of all foundations in China. (Table 6)

Figure 7. Geographical Distribution of Civil Foundations



Source: China Foundation Center Database, last updated: 24, Nov. 2011

**Table 6. Size Distribution of Initial Fund**

Initial Fund Size	Civil Foundation		All Foundations*	
	Total (RMB)	Number*	Total (RMB)	Number*
Initial Fund $\geq$ 20 million	2,651,140,000	58	9,110,600,100	158
8 million $\leq$ Initial Fund < 20 million	474,971,500	47	2,308,109,100	221
4 million $\leq$ Initial Fund < 8 million	523,350,000	114	3,937,337,638	906
2 million $\leq$ Initial Fund < 4 million	1,118,070,100	525	1,806,472,498	844
Initial Fund < 2 million	4,167,700	6	31,794,217	38
<b>Total</b>	<b>4,771,699,300</b>	<b>750</b>	<b>17,194,313,553</b>	<b>2167</b>

Source: China Foundation Center Database, last updated: 24, Nov. 2011 (Foundations whose Initial Funds were less than 2 million: Sichuan Guanghua Education Development Foundation、George Hatem Foundation、Tongliao Horqin Folk Song Foundation、Fujian Fuhai Foundation for Culture and Education、Inner Mongolia Zhaoye Children's Aid Foundation、Wuhan Zhangpeigang Foundation for Development Economics Research)

\* All Foundations refer to the number of foundations whose financial data was collected

\* Number refers to the number of foundations whose initial fund data was collected.

## Financial Situation of Civil Foundations

### Net Assets

According to statistics based on the observations of China Foundation Center, net assets of civil foundations are on a year-on-year increase with the growing number of foundations between 2008 and the end of 2010. The aggregate net assets of 609 civil foundations added up to 8,680,709,869.97 RMB in 2010, an increase of 56% compared to that in 2009 (5,552,091,118.42 RMB) and an increase of 111% compared to that in 2008. (Table 7)

The aggregate net assets of foundations in China were on the increase from 2008 to the end of 2010. The aggregate amount in 2009 was 38,441,777,519 RMB, an increase of 13% compared to that in 2008 (34,122,044,294 RMB),

which grew to 50,359,024,670 RMB in 2010, an increase of 31% compared to that in 2009. During the three years, the aggregate net assets of civil foundations respectively accounted for 12%, 14% and 17% of the total size in China. (Figure 8)

From 2008 to the end of 2010, net assets of over 50% of all civil foundations were between 1 million and 5 million RMB. In the same period, the proportion of civil foundations in each range of net assets did not see any drastic change. In 2010, 37 foundations, or 6% of the total number (609) reported net assets below 1 million in the year; 345, or 57% of the total number reported net assets between 1 million and 5 million RMB; 84, or 14% of the total number reported net assets between 5 million and 10 million RMB; 104, or 17% of the total number reported net assets between 10 million and 50 million RMB; 39, or 6% of the total number reported net assets over 50 million RMB. (Figure 9)

**Table 7. Aggregate Net Assets Distribution, 2008-2010**

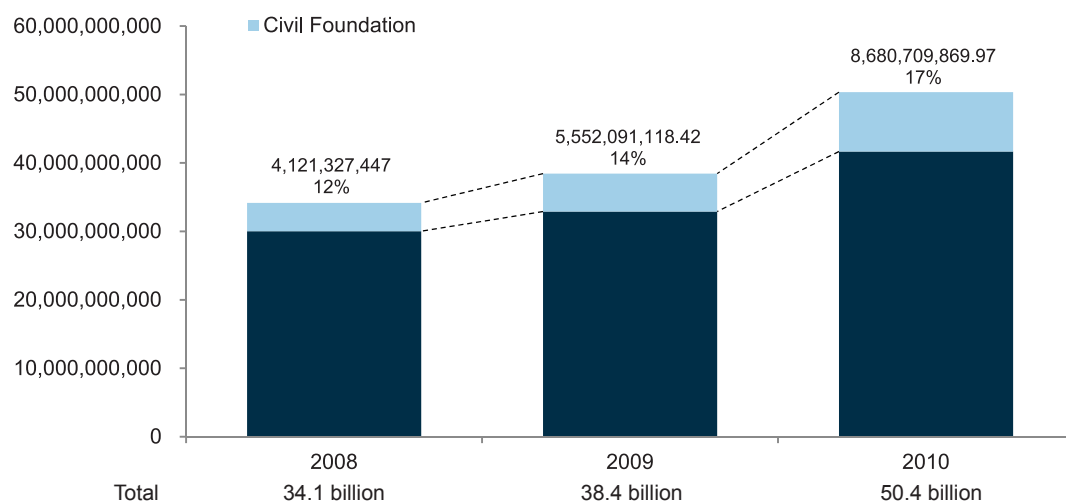
End of Year	Civil Foundation		All Foundations*	
	Total (RMB)	Number*	Total (RMB)	Number*
2008	4,121,327,447.10	343	34,122,044,294.64	1,172
2009	5,552,091,118.42	449	38,441,777,519.56	1,375
2010	8,680,709,869.97	609	50,359,024,670.07	1,756

Source: China Foundation Center Database, last updated: 31, Dec. 2010

\* All Foundations refer to the number of foundations whose financial data was collected

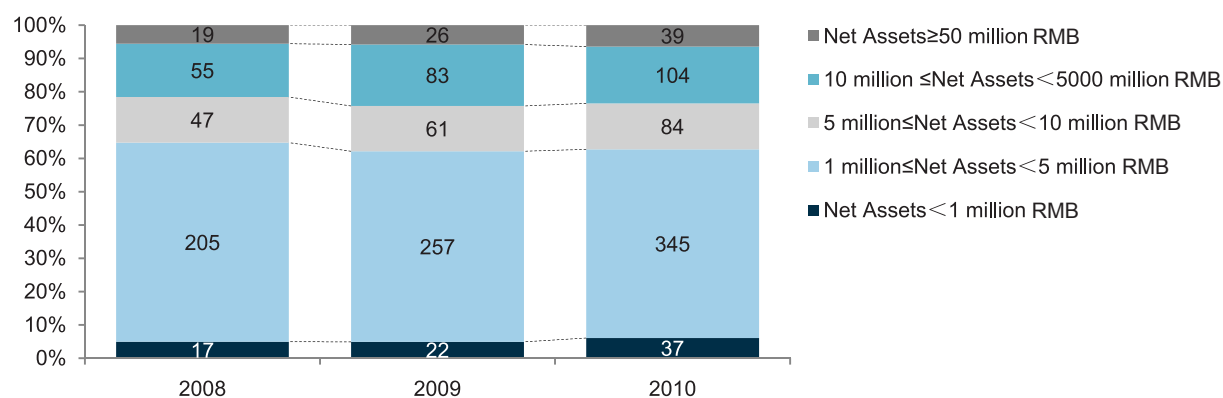
\* Number refers to the number of foundations whose financial data was collected.

**Figure 8. Changes in Net Assets of All Foundations, 2008-end of 2010 (RMB)**



Source: China Foundation Center Database, last updated: 31, Dec. 2010

**Figure 9. Size Distribution of Net Assets of Civil Foundations, 2008-2010**



Source: China Foundation Center Database, last updated: 31, Dec. 2010



**Table 8. Top 30 Civil Foundations by Net Assets in 2010**

Rank	Foundation	Type	Net Assets in 2010 (RMB)	Net Assets in 2009 (RMB)	% Growth Rate	Rank in 2009
1	Lao Niu Foundation	Private	1,150,694,563.13	56,555,368.55	1935	21
2	Huayang Charity Foundation	Private	271,955,797.17	111,551,271.93	144	7
3	The Amity Foundation	Public	247,439,157.85	227,018,355.87	9	1
4	Oceanwide Charitable Foundation	Private	200,540,939.70	—	—	—
5	Fujian Huangzhongxian Education Foundation	Private	198,115,563.78	198,160,837.44	0	2
6	Shanghai Business Special Foundation for Patriotic Construction	Private	198,092,974.31	198,120,031.67	0	3
7	China Social Entrepreneur Foundation	Private	193,769,944.94	136,980,683.47	41	6
8	Shanghai Tang Jun Yuan Educational Foundation	Private	169,697,628.14	169,993,123.25	0	5
9	HuaMin Charity Foundation	Private	142,817,013.28	171,118,587.28	-17	4
10	Tzu Chi Foundation	Private	128,848,793.04	—	—	—
11	Guangdong E Fund Education Foundation	Private	117,784,196.07	95,227,907.00	24	12
12	Ningbo Huamao Education Foundation	Private	113,831,588.50	25,736,396.30	342	49
13	Narada Foundation	Private	105,847,643.09	105,866,339.47	0	8
14	Jiangsu Hailan Education Development Foundation	Private	103,580,618.78	98,658,965.18	5	10
15	Taoyuanju Foundation	Private	100,526,985.27	100,025,067.21	1	9
16	Fujian Longyan Lixinyan Charity Foundation	Private	96,844,818.84	9,754,423.00	893	106
17	Shanghai Morelove Foundation	Private	95,668,080.71	74,279,487.50	29	17
18	Zhejiang Xinhua Compassion Education Foundation	Private	86,489,064.82	69,921,212.26	24	19
19	Tencent Foundation	Private	85,573,113.19	71,647,167.48	19	18
20	Vanke Public Welfare Foundation	Private	84,509,289.74	86,603,573.50	-2	15
21	Guangdong Chaoshan Xinghe Award Foundation	Private	84,339,424.99	86,481,385.19	-2	16
22	Tiannuo Charity Foundation	Private	82,700,499.74	93,058,271.78	-11	13
23	The Commonweal Foundation of CHINT	Private	75,823,036.34	90,000,000.00	-16	14
24	Aiyu Huaxia Charity Foundation	Private	74,759,213.42	51,040,927.61	46	24
25	Tianjin Huaxia Organ Transplantation Assistance Foundation	Private	68,774,728.79	49,359,819.48	39	27
26	Fengshun Zilin Charity Foundation	Private	64,521,250.53	—	—	—
27	Qingdao Tiantai Charitable Foundation	Private	63,457,800.71	—	—	—
28	Kaifeng Public Welfare Foundation	Private	56,770,334.33	61,713,629.16	-8	20
29	Beijing SMC Education Foundation	Private	54,694,278.90	54,420,394.34	1	22
30	China Charities Aid Foundation for Children	Public	52,979,946.05	21,279,572.02	149	57

Source: China Foundation Center Database, last updated: 31, Dec. 2010

## The Total Income

According to statistics based on the observations of China Foundation Center, the total income of 609 civil foundations added up to 4,131,016,334.15 RMB in 2010, an increase of 187% compared to the 1,439,385,962.43 RMB in 2008; the average income per foundation was 6,783,278.05 RMB in 2010, an increase of 62% compared to the 4,196,460.53 RMB in 2008. (Table 9)

The total income of all foundations in China added up to 26,054,446,585.12 RMB in 2010, an increase of 41% compared to that (18,442,724,949.31 RMB) in 2009 and an increase of 23% compared to that (21,261,684,369.61 RMB) in 2008. During the three years, the total income of civil foundations accounted for 7%, 14% and 16% respectively of

the total income of all foundations in China. (Figure 10)

The income of most civil foundations was below 5 million RMB between 2008 and 2010, accounting for approximately 80% of the total number. In 2010, 469 foundations, or 77% of the total number, reported a total income below 5 million RMB, 4 percentage points less than that of the previous year; 61 foundations, or 10% of the total number, reported a total income between 5 million and 10 million RMB; another 61 foundations reported a total income between 10 million and 50 million RMB; while 18 foundations, or merely 3% of the total number, reported a total income above 50 million RMB. (Figure 11)

**Table 9. Total Income, 2008-2010**

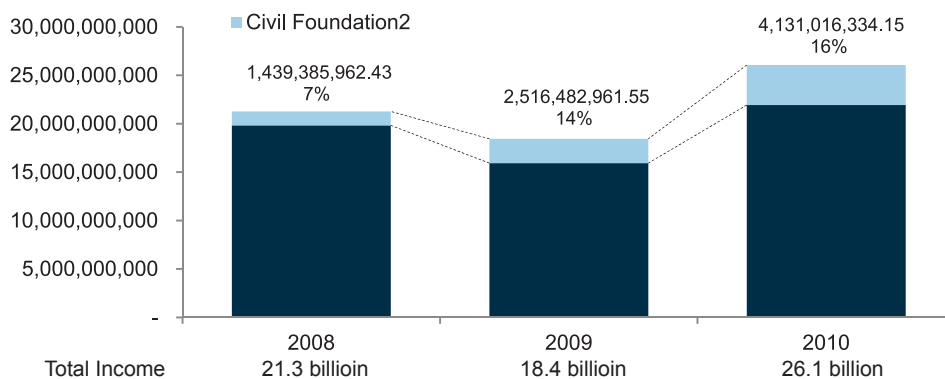
Year	Civil Foundation		All Foundations*	
	Total (RMB)	Number*	Total (RMB)	Number*
2008	1,439,385,962.43	343	21,261,684,369.61	1,172
2009	2,516,482,961.55	449	18,442,724,949.31	1,375
2010	4,131,016,334.15	609	26,054,446,585.12	1,756

Source: China Foundation Center Database, last updated: 31, Dec. 2010

\* All Foundations refer to the number of foundations whose financial data was collected

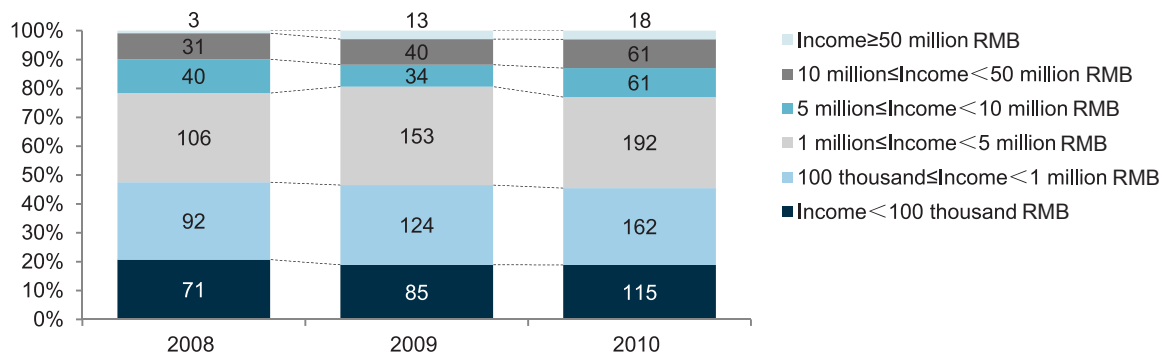
\* Number refers to the number of foundations whose financial data was collected

**Figure 10. Changes in Total Income of All Foundations, 2008-2010 (RMB)**



Source: China Foundation Center Database, last updated: 31, Dec. 2010

**Figure 11. Size Distribution of Income of Civil Foundations, 2008-2010**



Source: China Foundation Center Database, last updated: 31, Dec. 2010

**Table 10. Top 30 Civil Foundations by Total Income in 2010**

Rank	Foundation	Type	Income in 2010 (RMB)	Income in 2009 (RMB)	% Growth Rate	Rank in 2009
1	Lao Niu Foundation	Private	322,883,474.69	67,827,927.10	376	9
2	Tzu Chi Foundation	Private	175,927,074.00	–	–	–
3	Huayang Charity Foundation	Private	171,437,715.50	112,012,826.93	53	3
4	The Amity Foundation	Public	125,001,150.10	101,412,210.67	23	4
5	Guangxi Lining Foundation	Private	117,708,372.75	49,204,920.20	139	14
6	Beijing Huangzhou Art Foundation	Private	116,731,500.00	143,702,499.35	–19	1
7	China Resources Charity Foundation	Private	113,196,168.00	–	–	–
8	Fujian Longyan Lixinyan Charity Foundation	Private	95,398,388.98	7,037,500.00	1256	66
9	Ningbo Huamao Education Foundation	Private	92,604,670.72	23,761,219.22	290	21
10	Fengshun Zilin Charity Foundation	Private	90,697,254.53	–	–	–
11	China Social Entrepreneur Foundation	Private	87,627,095.52	61,902,562.68	42	10
12	Tencent Foundation	Private	75,621,149.01	82,660,013.03	–9	7
13	Shanghai-based Jet Li One Public Welfare Foundation	Private	71,855,335.46	54,395,733.89	32	12
14	Qingdao Tiantai Charitable Foundation	Private	63,799,358.94	–	–	–
15	Aiyu Huaxia Charity Foundation	Private	53,789,584.82	45,071,376.57	19	16
16	China Charities Aid Foundation for Children	Public	50,448,982.56	978,505.94	5056	237
17	BYD Charity Foundation	Private	50,131,869.45	–	–	–
18	Shenzhen One Foundation	Public	50,000,000.00	–	–	–
19	Zhejiang Xinhua Compassion Education Foundation	Private	47,101,668.47	46,238,807.31	2	15
20	VIA Foundation	Private	45,646,496.68	30,022,691.11	52	19
21	Shanghai Morelove Foundation	Private	43,461,464.39	71,445,177.79	–39	8
22	Donglin Pure Lushan in Jiangxi Province Cultural Foundation	Private	43,349,754.85	13,514,253.31	221	38
23	Xinping Foundation	Private	41,635,360.12	22,059,728.19	89	22
24	Guangdong Hesheng Pearl River Education Development Foundation	Private	40,054,766.55	14,767.76	271131	379
25	Xin'ao Charity Foundation	Private	35,427,434.50	–	–	–
26	Guangdong E Fund Education Foundation	Private	34,580,375.60	59,828,230.00	–42	11
27	Beijing Xingda Students Grants Foundation	Private	33,651,721.11	–	–	–
28	See Foundation	Private	32,255,894.48	13,700,638.35	135	37
29	Tianjin Huaxia Organ Transplantation Assistance Foundation	Private	29,661,920.74	19,930,117.50	49	26
30	Zhejiang Netease Charity Foundation	Private	26,224,167.30	370,000.00	6988	298

Source: China Foundation Center Database, last updated: 31, Dec. 2010

## Composition of Total Income

From the perspective of income sources, the income of civil foundations mainly divided into seven categories including donations, investment returns, government subsidies, etc. (according to the notes of annual inspection reports of foundations, interests are categorized as “other income”). According to statistics based on the observations of China Foundation Center, over 90% of the total income of civil foundations is from donations; while investment returns account for approximately 4% and others, including government subsidies, account for less than 3%. In the same period, most of the total income of all foundations in China is from donations, followed by government subsidies and investment returns, respectively accounting for 4.6% and 3.2%. (Table 11)

In 2010, income from donations, government subsidies and investment returns respectively accounted for 16.4%, 1.5% and 20.4% of the total income of foundations in China. (Figure 12)

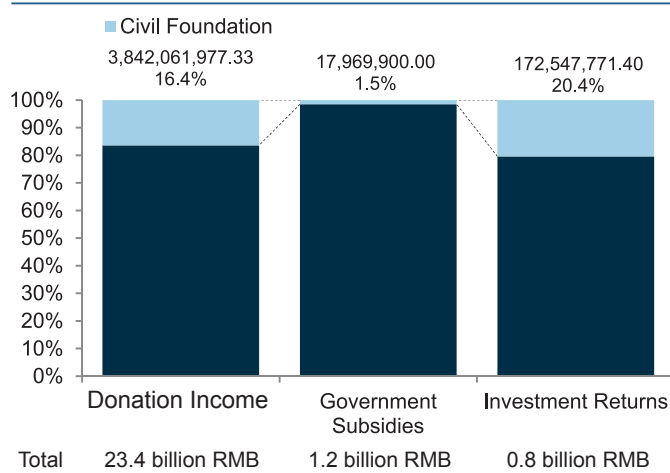
**Table 11. The Composition of Income of Foundations in 2010**

Income	Civil Foundation		All Foundations*	
	Total (RMB)	%	Total (RMB)	%
Donation Income	3,842,061,977.33	93.0	23,406,978,288.14	89.8
Government Subsidies	17,969,900.00	0.4	1,197,805,724.55	4.6
Investment Returns	172,547,771.40	4.2	844,773,899.53	3.2
Fee Income	6,310,627.23	0.2	23,604,099.23	0.1
Revenue to Provide Services	23,176,264.63	0.6	108,630,288.70	0.4
Sales of Goods	10,190,885.89	0.2	14,524,014.44	0.1
Other Income	58,758,907.67	1.4	458,130,270.53	1.8
Total	4,131,016,334.15	100.0	26,054,446,585.12	100.0

Source: China Foundation Center Database, last updated: 31, Dec. 2010

\* All Foundations refer to the number of foundations whose financial data was collected

**Figure 12. The Percentage of Donations, Government Subsidies, Investment Returns of All Foundations in 2010**



Source: China Foundation Center Database, last updated: 31, Dec. 2010

## Donation Income

Donors are categorized as individual within China, individual from overseas, organization within China and overseas organization on the basis of their nature. In 2010, between domestic and overseas sources, donations within China amounting to 3,300,261,020 RMB accounted for 86% of total donations; where 37% of the total donations was from individual within china and 49% was from domestic organizations; while donations from overseas, mostly from organizations, accounted for a mere 14% of total donations. Between individuals and organizations, the latter accounted for a major part with 2,374,774,185 RMB, or 62% of the total donations; where donations from overseas organizations accounted for 13% of the total income from donations. (Table 12)

**Table 12. Civil Foundation Donations Distribution in 2010**

Donations	Total (RMB)	%
Within China	3,300,261,020	86
Individual within China	1,411,161,916	37
Organization within China	1,889,099,104	49
From Overseas	541,800,957	14
Individual from Overseas	56,125,876	1
Organization from Overseas	485,675,081	13
Total	3,842,061,977	100

Source: China Foundation Center Database, last updated: 31, Dec. 2010

**Table 13. Top30 Civil Foundations by Donation Income in 2010**

Rank	Foundation	Type	Donation Income in 2010 (RMB)	Donation Income in 2009 (RMB)	% Growth Rate	Rank in 2009
1	Lao Niu Foundation	Private	269,054,554.07	67,827,927.10	297	9
2	Tzuchi Charity Foundation	Private	172,144,906.18	–	–	–
3	Huayang Charity Foundation	Private	171,222,592.44	112,005,243.70	53	2
4	Guangxi Lining Foundation	Private	117,708,372.75	49,204,920.20	139	13
5	Beijing Huangzhou Art Foundation	Private	116,700,000.00	143,170,000.00	–18	1
6	China Resources Charity Foundation	Private	113,087,769.71	–	–	–
7	Fujian New Huadu Charity Foundation	Private	100,000,000.00	100,000,000.00	–	4
8	The Amity Foundation	Public	98,327,441.61	96,205,881.78	2	5
9	Fujian Longyan Lixinyan Charity Foundation	Private	95,322,683.70	7,037,500.00	1254	51
10	Ningbo Huamao Education Foundation	Private	91,869,200.00	18,948,321.55	3.85	24
11	Fengshun Zilin Charity Foundation	Private	90,500,000.00	–	–	–
12	China Social Entrepreneur Foundation	Private	79,158,944.62	30,449,963.88	160	18
13	Tencent Foundation	Private	74,119,759.95	82,207,270.44	–10	7
14	Shanghai-based Jet Li One Public Welfare Foundation	Private	71,855,334.46	51,891,733.00	38	11
15	Qingdao Tiantai Charitable Foundation	Private	63,789,841.54	–	–	–
16	Aiyou Huaxia Charity Foundation	Private	53,072,074.52	44,694,470.83	19	14
17	China Charities Aid Foundation for Children	Public	50,019,089.19	912,245.07	5383	209
18	BYD Charity Foundation	Private	50,000,000.00	–	–	–
19	Shenzhen One Foundation	Public	50,000,000.00	–	–	–
20	Zhejiang Xinhua Compassion Education Foundation	Private	45,306,911.91	44,586,412.53	2	15
21	VIA Foundation	Private	45,179,544.44	30,000,000.00	51	19
22	Donglin Pure Lushan in Jiangxi Province Cultural Foundation	Private	43,260,000.00	13,500,000.00	220	35
23	Shanghai Morelove Foundation	Private	42,061,464.39	70,445,177.79	–40	8
24	Xinping Foundation	Private	41,500,000.00	22,000,000.00	89	21
25	Guangdong Hesheng Zhujiang River Education Development Foundation	Private	40,000,000.00	–	–	–
26	Xin'ao Charity Foundation	Private	35,427,434.50	–	–	–
27	Beijing Xingda Students Grants Foundation	Private	33,624,281.35	–	–	–
28	Guangdong E Fund Education Foundation	Private	33,549,768.00	52,428,604.00	–36	10
29	See Foundation	Private	32,002,111.03	13,636,382.57	135	34
30	Tianjin Huaxia Organ Transplantation Assistance Foundation	Private	29,537,740.00	19,930,117.50	48	23

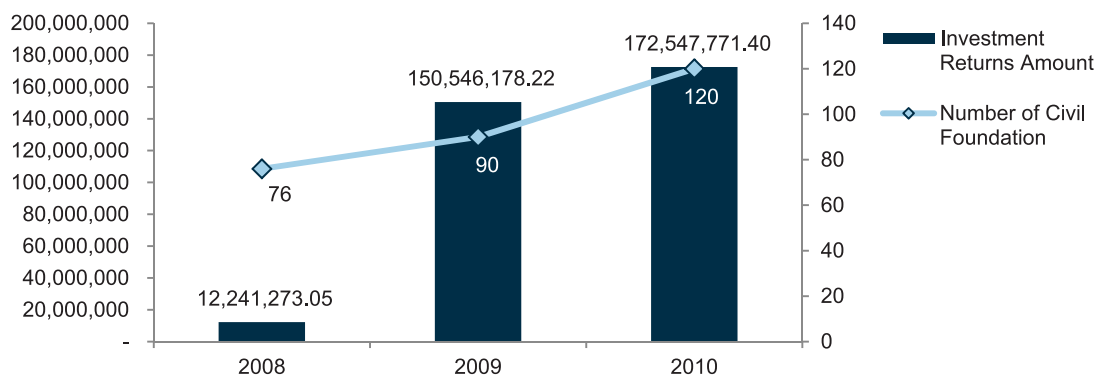
Source: China Foundation Center Database, last updated: 31, Dec. 2010

## Investment Returns

According to statistics based on the observations of China Foundation Center , approximately 20% of all civil foundations were actively involved in investment activities from 2008 to 2010. In 2008, the income of the 76 foundations from investment returns amounted to 12,241,273.05

RMB; while in 2009, the 90 foundations earned a total of 150,546,178.22 RMB from investment activities, a 11-fold growth of the aggregate in 2008. The income of the 120 foundations from investment returns amounted to 172,547,771.40 RMB in 2010, 15% higher than that of the previous year. (Figure 13, Table 14)

**Figure 13. Changes of the Number of Civil Foundations Involved in Investment Activities & Civil Foundation Investment Returns, 2008-2010**



Source: China Foundation Center Database, last updated: 31, Dec. 2010



**Table 14. Top 30 Civil Foundations by Investment Returns in 2010**

Rank	Foundation	Type	Investment Returns in 2010 (RMB)	Investment Returns in 2009 (RMB)	% Growth Rate	Rank in 2009
1	Lao Niu Foundation	Private	58,642,651.62	–	–	–
2	The Amity Foundation	Public	21,878,603.19	1,924,628.81	1037	17
3	Narada Foundation	Private	10,351,901.08	5,847,639.44	77	5
4	China Social Entrepreneur Foundation	Private	8,342,189.70	31,313,430.57	–73	1
5	Shanghai Business Special Foundation for Patriotic Construction	Private	7,728,225.92	–	–	–
6	Taoyuanju Foundation	Private	7,544,956.87	3,754,258.50	101	10
7	Zhejiang Hailiang Charity Foundation	Private	5,510,400.00	–	–	–
8	Guangdong Dacheng Charity Foundation	Private	4,778,456.07	4,077,502.18	17	9
9	Shanghai Tang Jun Yuan Educational Foundation	Private	3,447,975.67	5,157,451.96	–33	6
10	Fujian Jiangxia Charity Foundation	Private	2,667,871.42	–	–	–
11	Shanghai Fengxian Foundation for Construction Engineering Science and Technology Development	Private	2,591,800.00	2,220,000.00	17	15
12	Zhejiang Boai Education Foundation	Private	1,733,654.41	1,633,333.00	6	20
13	Zhejiang Shuren University Education Foundation	Private	1,629,740.00	1,629,740.00	–	21
14	Cixi Xingye Charitable Foundation for the Elderly	Private	1,573,835.61	–	–	–
15	Heungkong Charitable Foundation	Private	1,507,720.90	2,157,956.56	–30	16
16	Shanghai Morelove Foundation	Private	1,400,000.00	1,000,000.00	40	29
17	Taofen Foundation	Private	1,366,450.41	–	–	–
18	Beijing The Game Of Go Foundation	Public	1,294,000.00	300,000.00	331	50
19	Anhui Jinhui Education Development Foundation	Public	1,284,653.21	1,028,192.51	25	27
20	Hebei Jinghaimingzhu Foundation	Private	1,181,302.30	–	–	–
21	Shanghai Cherished Dream Foundaiton	Private	1,112,282.50	69,631.50	1497	76
22	Jian Guo Public Foundation Shanghai China	Private	1,039,852.80	20,624,279.04	–95	2
23	Kaifeng Public Welfare Foundation	Private	1,020,122.49	1,422,583.31	–28	22
24	Wuzuoren International Foundation of Fine Arts	Private	1,000,151.47	–	–	–
25	Guangdong E Fund Education Foundation	Private	999,207.34	7,282,639.00	–86	4
26	Yunxiao Xiaban Foundation for Poverty Alleviation and Student Grants	Private	828,000.00	833,000.00	–1	32
27	Shanghai Nature and Heath Foundation	Private	775,599.02	710,335.89	9	36
28	Hunan Guangzhao Science and Technology Foundation	Private	770,000.00	770,000.00	–	35
29	Haicang Charity Foundation	Private	743,750.00	1,056,250.00	–30	26
30	Hunan Yuan Longping Agricultural Science and Technology Award Foundation	Private	742,132.79	232,251.24	220	57

Source: China Foundation Center Database, last updated: 31, Dec. 2010

## Total Expenditure

According to statistics based on the observations of China Foundation Center, the total expenditures of 609 civil foundations in 2010 amounted to 2,576,523,053.34 RMB, a 162% growth from the 983,805,773.92 RMB in 2008 and a 97% growth from the 1,308,458,136.17 RMB in 2009. (Table 15)

From 2008 to 2010, the year 2010 reported the highest total income of all foundations in China; while the total expenditures of the year reached 16,994,395,563.39 RMB, a 32% growth from that of 2009 (12,884,640,495.61 RMB) and a 24% growth from that of 2008 (13,690,706,304.14

RMB). During the three years, the total expenditures of civil foundations respectively accounted for 7%, 10% and 15% of that of all foundations in China. (Figure 14)

From 2008 to 2010, over 80% of civil foundations spent less than 5 million RMB (excluding 5 million RMB). In 2010, 511 foundations, or 84% of the total number, spent less than 5 million RMB, 4 percentage points less than the previous year and almost on the same level of that in 2008. 48 foundations, or 8% of the total number, spent between 5 million to 10 million RMB; 50 foundations, or 8% of the total number, spent more than 10 million RMB, 2 percentage points more than the 6% of the previous year. (Figure 15)

**Table 15. Total Expenditure of Foundations, 2008-2010**

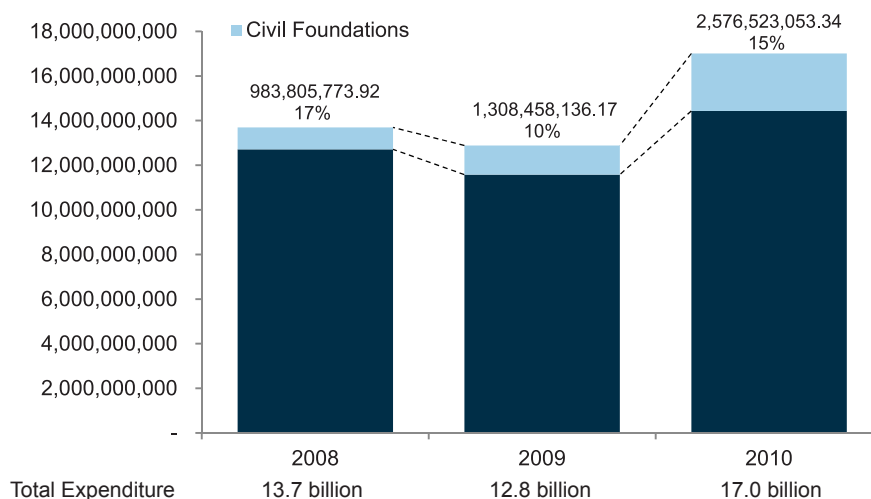
Year	Civil Foundation		All Foundations*	
	Total(RMB)	Number*	Total(RMB)	Number*
2008	983,805,773.92	343	13,690,706,304.14	1,172
2009	1,308,458,136.17	449	12,884,640,495.61	1,375
2010	2,576,523,053.34	609	16,994,395,563.39	1,756

Source: China Foundation Center Database, last updated: 31, Dec. 2010

\* All Foundations refer to the number of foundations whose financial data was collected

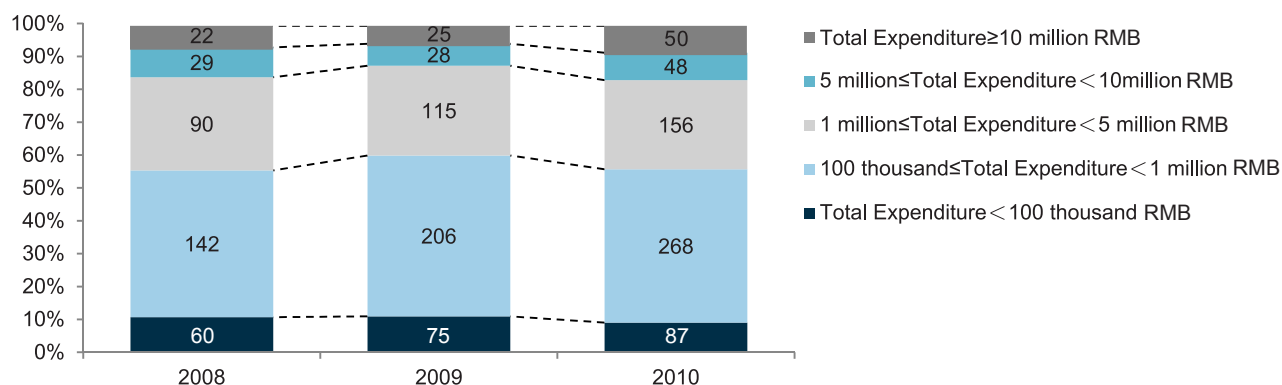
\* Number refers to the number of foundations whose initial fund data was collected.

**Figure 14. Changes in Total Expenditure of Foundations, 2008-2010 (RMB)**



Source: China Foundation Center Database, last updated: 31, Dec. 2010

**Figure 15. Size Distribution of Total Expenditure of Civil Foundations, 2008-2010**



Source: China Foundation Center Database, last updated: 31, Dec. 2010

## Composition of Total Expenditures

The total expenditures of civil foundations on public benefit in 2010 amounted to 2,350,018,332.43 RMB, accounting for 91.2% of the total expenditures; while the total of staff wages and benefits and overheads accounted for a mere 3% of the total expenditures. In the same period, the total expenditures of all foundations in China on public benefit amounted to

93.5% of the total expenditures; while the total of staff wages and benefits and overheads accounted for 2.5%.

Expenditures on public benefit and the total expenditures on staff wages and benefits and overheads of civil foundations respectively account for 14.8% and 20.6% of those of all foundations in China. (Table 16)

**Table 16. The Composition of Expenditures of Foundations in 2010**

Expenditures	Civil Foundation		All Foundations*	
	Total (RMB)	%	Total (RMB)	%
Project Expense	2,350,018,332.43	91.21	15,894,420,627.59	93.53
Staff Wages and Benefits	40,296,888.18	1.56	197,367,005.32	1.16
Overheads	45,108,977.38	1.75	227,684,105.03	1.34
Other	141,098,855.35	5.48	674,923,825.45	3.97
<b>Total</b>	<b>2,576,523,053.34</b>	<b>100.00</b>	<b>16,994,395,563.39</b>	<b>100.00</b>

Source: China Foundation Center Database, last updated: 31, Dec. 2010

\* All Foundations: Number refers to the number of foundations whose financial data was collected

**Table 17. Top 30 Civil Foundations by Total Expenditure in 2010**

Rank	Foundation	Type	Total Expenditure in 2010 (RMB)	Total Expenditure in 2009 (RMB)	% Growth Rate	Rank in 2009
1	Tzu Chi Foundation	Private	177,664,640.90	–	–	–
2	Beijing Huangzhou Art Foundation	Private	112,091,094.55	139,931,168.25	–20	1
3	The Amity Foundation	Public	105,018,143.67	94,580,629.75	11	2
4	Guangxi Lining Foundation	Private	101,084,852.88	45,273,279.54	123	5
5	Shanghai-based Jet Li One Public Welfare Foundation	Private	99,026,821.00	47,603,789.00	108	4
6	Fujian New Huadu Charity Foundation	Private	89,543,435.09	2,412,685.53	3611	92
7	China Resources Charity Foundation	Private	76,990,469.13	–	–	–
8	Lao Niu Foundation	Private	74,518,642.52	11,457,470.76	550	21
9	Chongqing Children's Aid Foundation	Public	66,177,738.99	6,861,540.81	864	38
10	Tencent Foundation	Private	61,695,203.30	37,427,810.41	65	7
11	Donglin Pure Lushan in Jiangxi Province Cultural Foundation	Private	43,144,338.90	11,248,214.30	284	22
12	Xinping Foundation	Private	42,099,526.50	19,637,291.03	114	11
13	VIA Foundation	Private	37,597,813.67	699,589.43	5274	199
14	Xin'ao Charity Foundation	Private	33,951,699.07	21,069,700.00	61	10
15	China Social Entrepreneur Foundation	Private	30,837,834.05	18,783,010.74	64	13
16	Zhejiang Xinhua Compassion Education Foundation	Private	30,533,815.91	31,712,525.74	–4	8
17	Aiyou Huaxia Charity Foundation	Private	30,071,299.01	17,773,802.74	69	15
18	HuaMin Charity Foundation	Private	29,884,566.84	24,591,846.98	22	9
19	Zhejiang Netease Charity Foundation	Private	26,430,617.18	379,095.16	6872	263
20	Fengshun Zilin Charity Foundation	Private	26,176,004.00	–	–	–
21	Vanke Public Welfare Foundation	Private	23,247,730.86	18,025,069.03	29	14
22	Fujian Huangzhongxian Education Foundation	Private	22,878,202.68	17,554,432.34	30	16
23	Narada Foundation	Private	22,852,209.83	15,357,753.16	49	17
24	Shanghai Morelove Foundation	Private	22,072,871.18	3,857,315.71	472	62
25	Jackie Chan Charitable Foundation Beijing	Private	19,699,103.38	6,031,155.78	227	42
26	Heren Charity Foundation	Private	19,252,411.17	–	–	–
27	China Charities Aid Foundation for Children	Public	17,936,880.36	375,838.92	4672	265
28	Jiangsu Yuandong Charity Foundation	Private	16,394,202.79	9,740,707.37	68	26
29	Tiannuo Charity Foundation	Private	15,914,011.12	13,340,587.86	19	19
30	See Foundation	Private	15,801,795.45	813,709.95	1842	185

Source: China Foundation Center Database, last updated: 31, Dec. 2010

**Table 18. Top 30 Civil Foundations by Project Expense in 2010**

Rank	Foundation	Type	Project Expense in 2010 (RMB)	Project Expense in 2009 (RMB)	% Growth Rate	Rank in 2009
1	Tzu Chi Foundation	Private	177,251,013.45	–	–	–
2	Beijing Huangzhou Art Foundation	Private	111,777,000.00	139,560,000.00	–20	1
3	Guangxi Lining Foundation	Private	100,575,650.00	44,873,354.58	124	5
4	Shanghai-based Jet Li One Public Welfare Foundation	Private	96,682,593.00	42,211,967.00	129	6
5	The Amity Foundation	Public	95,589,278.84	85,713,352.88	12	2
6	Fujian New Huadu Charity Foundation	Private	88,895,980.00	2,373,000.00	3646	83
7	China Resources Charity Foundation	Private	76,690,850.33	–	–	–
8	Lao Niu Foundation	Private	73,539,812.50	10,833,000.00	579	19
9	Tencent Foundation	Private	60,968,484.17	36,731,614.73	66	7
10	Donglin Pure Lushan in Jiangxi Province Cultural Foundation	Private	43,144,338.90	11,229,950.30	284	18
11	Xinping Foundation	Private	41,335,387.40	18,877,106.93	119	10
12	VIA Foundation	Private	36,898,027.09	484,000.00	7524	226
13	Xin'ao Charity Foundation	Private	33,588,238.50	–	–	–
14	Aiyu Huaxia Charity Foundation	Private	29,631,405.33	17,773,802.00	67	12
15	Zhejiang Xinhua Compassion Education Foundation	Private	28,983,146.60	30,642,483.00	–5	8
16	China Social Entrepreneur Foundation	Private	27,646,233.20	9,689,309.63	185	23
17	HuaMin Charity Foundation	Private	27,161,661.79	22,240,089.30	22	9
18	Zhejiang Netease Charity Foundation	Private	26,423,828.00	370,000.00	7042	257
19	Fengshun Zilin Charity Foundation	Private	26,174,375.00	–	–	–
20	Vanke Public Welfare Foundation	Private	23,093,600.40	17,869,805.00	29	11
21	Narada Foundation	Private	21,578,454.46	14,317,268.76	51	14
22	Shanghai Morelove Foundation	Private	21,019,257.22	3,510,146.50	499	61
23	Heren Charity Foundation	Private	19,000,000.00	–	–	–
24	Jackie Chan Charitable Foundation Beijing	Private	18,986,498.51	5,517,230.53	244	37
25	Jiangsu Yuandong Charity Foundation	Private	15,866,949.70	9,738,036.00	63	22
26	China Charities Aid Foundation for Children	Public	15,830,048.24	–	–	–
27	See Foundation	Private	15,265,637.81	777,528.21	1863	174
28	Zhejiang Wahaha Charity Foundation	Private	14,886,486.00	476,186.00	3026	229
29	Tiannuo Charity Foundation	Private	14,615,928.62	13,016,554.88	12	16
30	The Commonweal Foundation of CHINT	Private	13,425,569.57	–	–	–

Source: China Foundation Center Database, last updated: 31, Dec. 2010





## Our Co-initiating Foundations

China Children and Teenagers' Fund  
The Amity Foundation  
Chengdu Foundation for Disabled Persons  
China Population Welfare Foundation  
Heilongjiang Youth Development Foundation  
China Women's Development Foundation  
China Youth Development Foundation  
China Foundation for Poverty Alleviation  
Wu Zuoren International Foundation of Fine Arts  
China Guanghua Foundation  
Tsinghua University Education Foundation  
Chinese Red Cross Foundation  
Guangxi Youth Development Foundation  
Shanghai Morelove Foundation  
Xinping Foundation  
The Commonweal Foundation of CHINT  
Shenzhen One Foundation  
Bright China Foundation

Kai Feng Foundation  
Huamin Charity Foundation  
Ren Ai Charity Foundation  
Tencent Foundation  
Vantone Foundation  
Charity Foundation of Zhejiang  
Narada Foundation  
China Social Entrepreneur Foundation  
Yunnan Youth Development Foundation  
Beijing Western Sunshine Rural Development Foundation  
Tianjin Hetong Charitable Foundation for The Elderly  
Shanghai United Foundation  
Longway Foundation  
China Charities Aid Foundation for Children  
Guangdong Harmony Foundation  
Shanghai Cherished Dream Foundation  
SEE Foundation

## Our Donors

The Bill & Melinda Gates Foundation  
Ford Foundation  
LGT Venture Philanthropy  
China Youth Development Foundation  
China Foundation for Poverty Alleviation  
Chinese Red Cross Foundation  
China Women's Development Foundation  
The Amity Foundation

Narada Foundation  
Vantone Foundation  
China Social Entrepreneur Foundation  
Tencent Foundation  
Longway Foundation  
Shanghai Soong Ching Ling Foundation  
Global Charity Foundation  
Xinhu Venture Philanthropy Fund



Add : Room 216, Building A, Tianhai Business Plaza, 107 Dongsi  
North Avenue, Dongcheng District, Beijing 100007, P.R.China  
Tel : +86-10-65691826  
Fax : +86-10-65691926  
Email : [taoze@foundationcenter.org.cn](mailto:taoze@foundationcenter.org.cn)  
[www.FoundationCenter.org.cn](http://www.FoundationCenter.org.cn)



Add: Room 216, Building A, Tianhai Business Plaza, 107 Dongsì North Avenue,  
Dongcheng District, Beijing 100007, P.R.China

Tel : +86-10-65691826

Fax: +86-10-65691926

Email: [taoze@foundationcenter.org.cn](mailto:taoze@foundationcenter.org.cn)

[www.FoundationCenter.org.cn](http://www.FoundationCenter.org.cn)