

HIGHLIGHTS OF FOUNDATION GIVING TRENDS

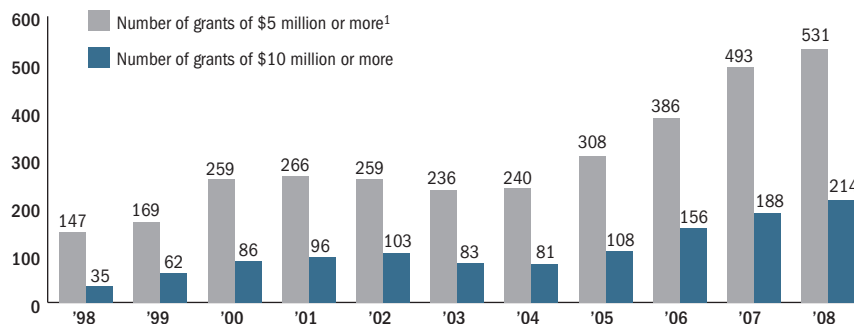
Health and education benefited from the largest shares of foundation grant dollars

Among major areas of activity, health, education, arts and culture, and human services captured the largest shares of grant dollars awarded by sampled foundations in 2008. By number of grants, human services continued to rank first, with sampled funders allocating 26.4 percent for the field.

Despite the deepening economic crisis in 2008, grant dollars awarded by a matched set of 493 funders¹ rose 6.6 percent over 2007. Five of the 10 major fields benefited from gains, with three fields—the environment and animals, international affairs, and health—posting double-digit gains in support. In contrast, two fields reported double-digit declines in grant dollars—human services and science and technology.

¹See Appendix A in *Foundation Giving Trends* for more details.

Foundations awarded a record 214 grants of \$10 million+ in 2008



Source: The Foundation Center, *Foundation Giving Trends*, 2010. Based on all grants of \$10,000 or more awarded by a sample of over 1,000 larger foundations.

¹Figures include grants of \$10 million or more.

6.6%

Increase in giving by matched set of grantmakers between 2007 and 2008

1,490

Number of foundations included in the 2008 sample, accounting for over half of giving by all U.S. foundations

214

Number of grants of \$10 million or more awarded by sampled foundations in 2008

24.4%

International giving's record share of overall grant dollars

Health

Top-ranked field by share of 2008 grant dollars—22.9%

CHANGE IN GIVING, 2008

- ◆ Giving by a matched set of grantmakers rose 6.6 percent*
- ◆ Number of grants increased 3.5 percent for a matched set of grantmakers
- ◆ Total number of grants of \$10 million or more reached a record 214

GIVING BY SUBJECT FOCUS

- ◆ Five of the 10 major fields showed increases in grant dollars in 2008 among a matched set of grantmakers
- ◆ The environment and animals posted the fastest rate of growth in funding by a matched set of grantmakers
- ◆ Health and education benefited from the largest shares of grant dollars
- ◆ Human services led by share of number of grants

GIVING BY RECIPIENT ORGANIZATION TYPE

- ◆ Grants in the 2008 sample benefited 63,794 unique recipient organizations
- ◆ The largest share of funding targeted educational institutions
- ◆ Human service organizations benefited from the largest share of number of grants

GIVING BY TYPES OF SUPPORT

- ◆ Over half of 2008 grant dollars provided program support
- ◆ General support accounted for 19.2 percent of giving
- ◆ Capital support's share of grant dollars slipped to 15.8 percent

*Comparatively, total giving for all U.S. grantmaking foundations rose 5.4 percent between 2007 and 2008.

General Foundation Funding Patterns, 2008

Subject	Dollar Amount	%	No. of Grants	%
Arts and Culture	\$3,155,895	12.5	22,902	13.9
Education	5,500,662	21.8	32,107	19.5
Environment and Animals	2,173,101	8.6	10,785	6.6
Health	5,778,632	22.9	22,165	13.5
Human Services	3,149,049	12.5	43,393	26.4
International Affairs, Development, and Peace	1,449,507	5.7	4,422	2.7
Public Affairs/Society Benefit ¹	2,514,533	10.0	18,329	11.2
Religion	567,518	2.2	5,811	3.5
Science and Technology	668,429	2.6	2,826	1.7
Social Sciences	292,921	1.2	1,489	0.9
Other	15,641	0.1	124	0.1
Total	\$25,265,887	100.0	164,353	100.0

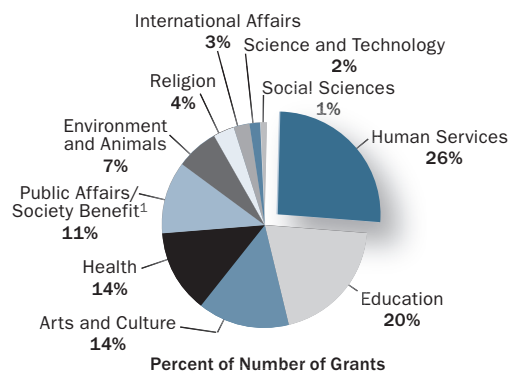
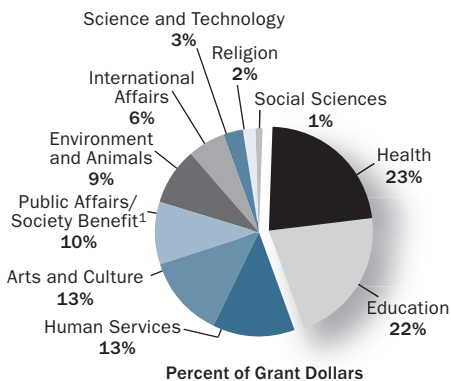
Source: *Foundation Giving Trends*, 2010. Based on all grants of \$10,000 or more awarded by a sample of 1,490 larger foundations representing approximately half of total giving by all U.S. foundations. Dollar figures in thousands; due to rounding, figures may not add up.

¹Includes civil rights and social action, community improvement and development, philanthropy and volunteerism, and public affairs.

Foundation Giving in Times of Economic Distress

While no definitive conclusions regarding giving during the latest economic crisis can yet be reached, data for 2008 suggest that grantmaking priorities have remained largely stable. These early findings are consistent with patterns of giving by U.S. foundations seen during the economic downturn of the early 2000s. Analysis of overall grantmaking priorities by major field of activity showed that priorities did not suddenly shift and over the longer term were remarkably consistent. This pattern also held true for international grantmaking. In general, these findings reflect a steady commitment among funders to their missions and grantmaking priorities and guidelines, regardless of fluctuations in the overall level of their giving. (For more details see *Do Foundation Giving Priorities Change in Times of Economic Distress?*, available at foundationcenter.org/focus/economy/.)

Health and education accounted for the largest shares of foundation grant dollars in 2008; human services led by share of grants



Source: The Foundation Center, *Foundation Giving Trends*, 2010. Based on all grants of \$10,000 or more awarded by a sample of 1,490 larger foundations representing approximately half of total giving by all U.S. foundations. Due to rounding, figures may not add up.

¹Includes civil rights and social action, community improvement and development, philanthropy and volunteerism, and public affairs.

GIVING FOR SPECIFIC POPULATIONS

- ◆ The economically disadvantaged benefited from the largest share of grant dollars
- ◆ Children and youth accounted for the largest share of grants
- ◆ Support for women and girls increased 56 percent in 2008 for a matched set of grantmakers

INTERNATIONAL GIVING

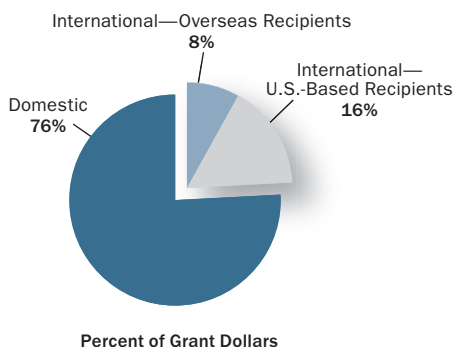
- ◆ International giving by sampled foundations surpassed \$6 billion in 2008
- ◆ A record 24.4 percent of overall grant dollars targeted international support
- ◆ Funding for international programs increased 21.4 percent in 2008 for a matched set of grantmakers

2008 Sampling Base

The Foundation Center's circa 2008 grants database includes all grants of \$10,000 or more awarded by 1,490 of the largest U.S. foundations—including the 15 largest funders in nearly every state—and reported to the Center between October 2008 and September 2009. Grants were awarded primarily in 2008 or 2007. These grants totaled \$25.3 billion and represented more than half of total grant dollars awarded by all U.S. independent, corporate, community, and grantmaking operating foundations.

The 2010 edition of *Foundation Giving Trends* also includes a new matched set analysis of year-to-year changes in giving by sampled grantmakers, which reduces distortions in grant dollars and grants awarded due to fluctuations in the sample size. See Appendix A in *Foundation Giving Trends*, 2010 Edition, for more detailed sampling information.

International giving accounted for close to one quarter of foundation grant dollars in 2008



Source: The Foundation Center, *Foundation Giving Trends*, 2010. Based on all grants of \$10,000 or more awarded by a sample of 1,490 larger foundations representing approximately half of total giving by all U.S. foundations.

GIVING BY FOUNDATION TYPE

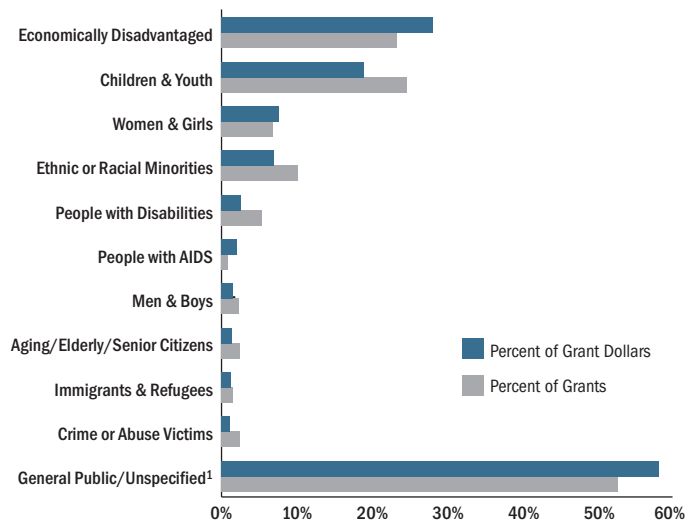
- ◆ Independent foundations prioritized giving for health, education, and human services
- ◆ Corporate foundations prioritized giving for education, human services, and public affairs/society benefit
- ◆ Community foundations prioritized giving for education, human services, and arts and culture

GIVING TRENDS BY FOUNDATION REGION

- ◆ Led by the Gates Foundation, Western foundations provided the largest share of grant dollars awarded
- ◆ Northeastern, Midwestern, and Southern grantmakers favored support for education; Western foundations awarded the largest share of their grant dollars for health*

*Excluding the Bill & Melinda Gates Foundation—the nation's largest foundation—Western foundations also awarded the largest share of grant dollars to education.

The economically disadvantaged benefited from the largest share of grant dollars in 2008; children and youth accounted for the largest share of grants



Source: The Foundation Center, *Foundation Giving Trends*, 2010. Based on all grants of \$10,000 or more awarded by a sample of 1,490 larger foundations representing approximately half of total giving by all U.S. foundations. Chart includes selected beneficiary groups representing at least 1 percent of grant dollars. Figures represent only grants awarded to recipient organizations that could be identified as serving specific populations or grants whose descriptions specified a benefit for a specific population. These figures do not reflect all giving benefiting these groups. In addition, grants may benefit multiple population groups, e.g., a grant for homeless children, and would therefore be counted more than once.

¹Includes grants that were intended to benefit the general public or could not be coded as specifying a beneficiary group.

For more information on this report, published in June 2010, contact Reina Mukai, at (212) 807-2485 or rkm@foundationcenter.org. "Highlights" of *Foundation Giving Trends* can be downloaded at foundationcenter.org.

ORDER TODAY!

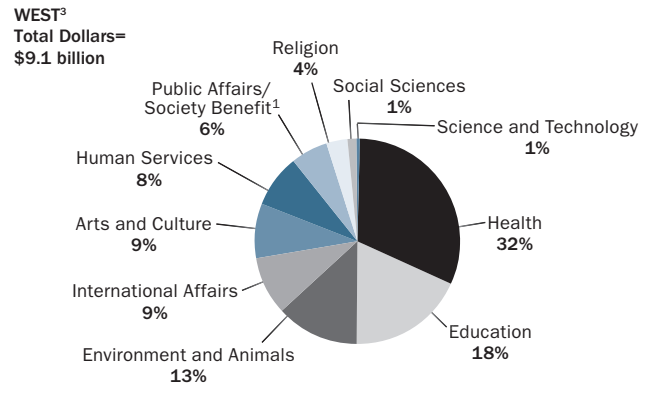
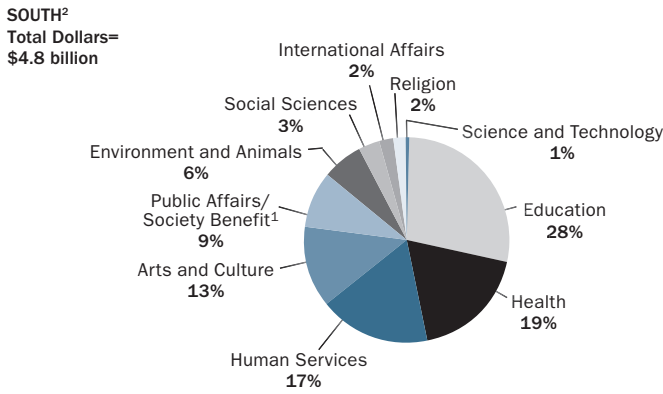
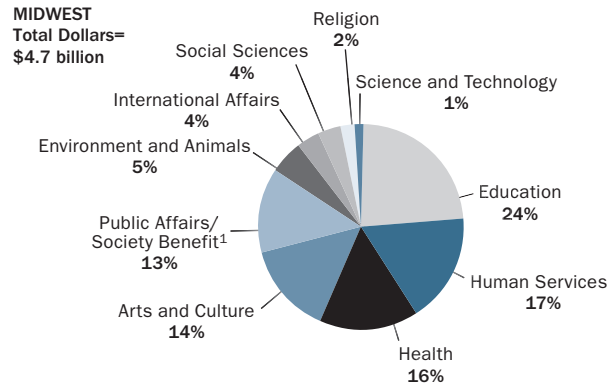
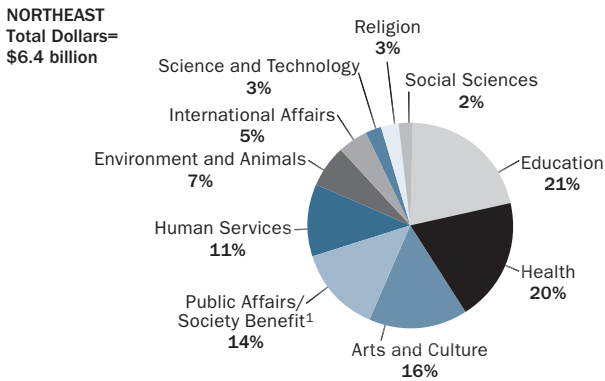
Foundation Giving Trends, 2010 Edition, is available for \$45 or as part of the *Foundations Today Series*, our annual three-book set of research reports (\$95).

Online: foundationcenter.org/marketplace

Toll-Free: (800) 424-9836 (9 am–5 pm EST)

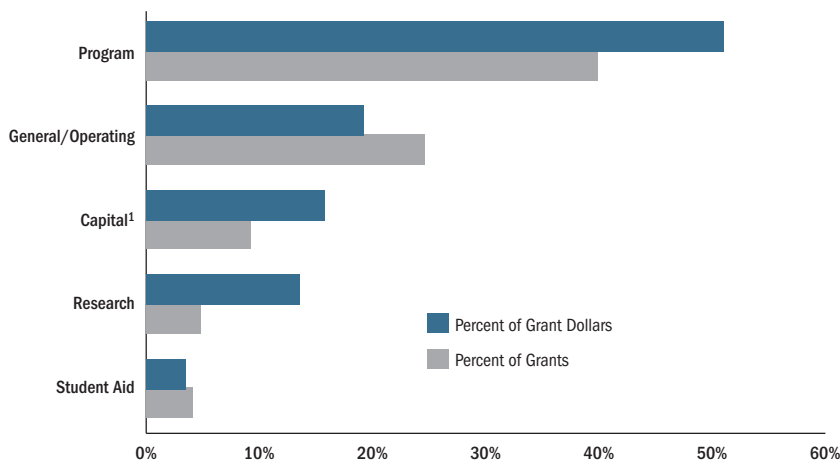
Call for bulk order discount information or to pay by check.

Foundations in the Northeast, Midwest, and South favored education in 2008; funders in the West prioritized health



Source: The Foundation Center, *Foundation Giving Trends*, 2010. Based on all grants of \$10,000 or more awarded by a sample of 1,490 larger foundations representing approximately half of total giving by all U.S. foundations. Due to rounding, figures may not add up.
¹Includes civil rights and social action, community improvement and development, philanthropy and voluntarism, and public affairs.
²Figures for the South exclude the District of Columbia. The 16 DC-based foundations in the sample awarded 2,997 grants totaling \$246.1 million.
³Excluding the Bill & Melinda Gates Foundation (accounting for \$3.2 billion in grants awarded), education ranked first among the funding priorities of Western foundations (21.4 percent), followed by environment and animals (19.2 percent), health (16.8 percent), arts and culture (13 percent), human services (11.6 percent), public affairs/society benefit (7.5 percent), science and technology (5.3 percent), international affairs (2.7 percent), religion (1.8 percent), and the social sciences (0.6 percent).

Program support accounted for half of foundation grant dollars in 2008



Source: The Foundation Center, *Foundation Giving Trends*, 2010. Based on all grants of \$10,000 or more awarded by a sample of 1,490 larger foundations representing approximately half of total giving by all U.S. foundations.
¹Includes endowment funds.

About Foundation Giving Trends

Foundation Giving Trends, 2010 Edition, documents the grantmaking patterns of a sample of the largest private and community foundations in 2008 and tracks changes in funding trends since 1998. The report examines giving (based on grant authorizations when available) by subject focus, recipient type, type of support, population group served, and geographic focus. It also details differences in funding trends by foundation region and type. *Foundation Giving Trends* is part of the *Foundations Today Series* of annual research reports on foundation growth and trends in foundation giving.