

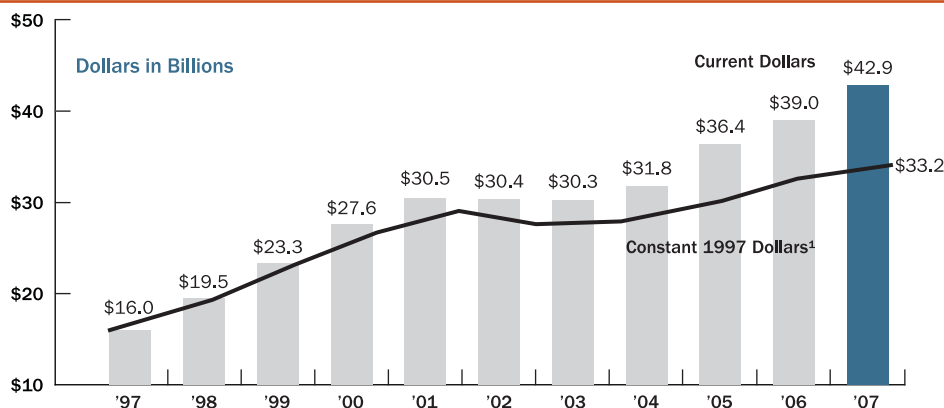
HIGHLIGHTS OF FOUNDATION YEARBOOK

ESTIMATED 2007 GIVING BROKE PRIOR RECORD

Giving by the nation's more than 72,000 grantmaking foundations rose by an estimated 10 percent in 2007 to a record \$42.9 billion. Adjusted for inflation, giving grew 6.9 percent. Despite worsening economic prospects in the latter half of the year, double-digit asset growth in 2006—resulting from strong stock market gains and a record level of new gifts into foundations—and continued modest growth in the establishment of new foundations helped to raise the level of foundation giving. Also contributing to a higher overall level of foundation giving in recent years have been higher payout rates—in part reflecting the establishment of foundations by “younger” donors who are not yet ready to fully endow them—and the establishment of operating foundations by pharmaceutical manufacturers for the purpose of distributing medications to individuals in need.

All four major regions reported growth in the number of foundations, assets, and giving in 2006, with the West posting the fastest rate of growth across these measures. Among individual states, South Dakota, Rhode Island, Louisiana, and Vermont reported the greatest percentage increase in assets. In terms of giving, Vermont, North Carolina, Nevada, and Louisiana showed the fastest growth.

Effect of Inflation on Foundation Giving, 1997 to 2007



Source: The Foundation Center, *Foundation Yearbook*, 2008. Figures estimated for 2007.

¹Constant 1997 dollars based on annual average Consumer Price Index, all urban consumers, as reported by the U.S. Department of Labor, Bureau of Labor Statistics, as of April 2008.

\$42.9 billion

Estimated giving by all foundations in 2007

10%

Estimated increase in foundation giving between 2006 and 2007

9%

Estimated increase in foundation assets between 2006 and 2007

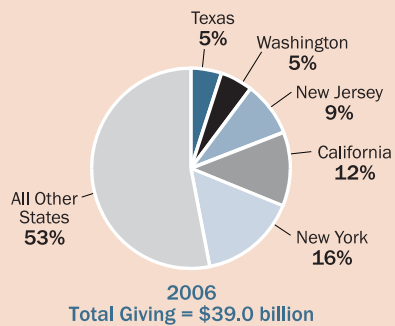
72,477

Number of grantmaking U.S. foundations in 2006

47%

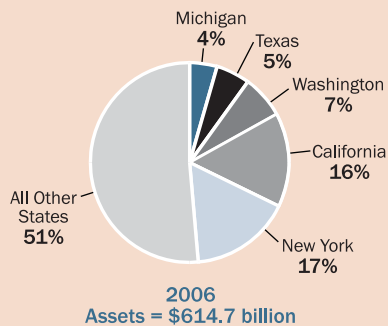
Share of 2006 total giving by foundations in top five states

Distribution of Foundation Giving by State, 2006



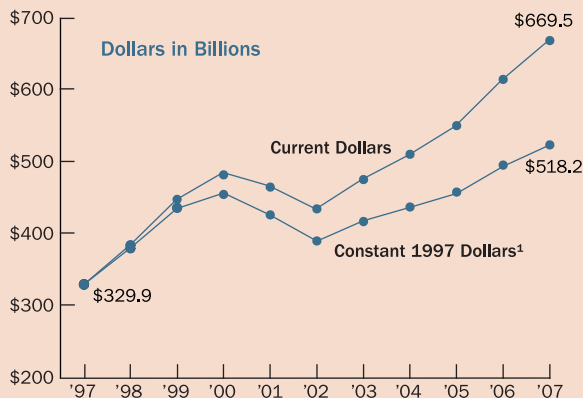
Source: The Foundation Center, *Foundation Yearbook*, 2008.

Distribution of Foundation Assets by State, 2006



Source: The Foundation Center, *Foundation Yearbook*, 2008.

Inflation-adjusted Foundation Assets, 1997 to 2007



Source: The Foundation Center, *Foundation Yearbook*, 2008. Figures estimated for 2007.

¹Constant 1997 dollars based on annual average Consumer Price Index, all urban consumers, as reported by the U.S. Department of Labor, Bureau of Labor Statistics, as of April 2008.

FOUNDATION GIVING IN 2007 AND 2008

- ◆ Giving rose 10 percent to an estimated \$42.9 billion in 2007
- ◆ Inflation-adjusted giving in 2007 broke the prior record set in 2006
- ◆ Accounting for inflation, growth in 2008 giving is likely to be modest
- ◆ Assets grew by 9 percent to an estimated \$669.5 billion in 2007

FOUNDATION GROWTH, GIVING, AND ASSETS THROUGH 2006

- ◆ Number of grantmaking foundations exceeded 72,000
- ◆ Actual number of foundations increased by nearly 1,400—compared to a peak gain of nearly 6,400 in 2000
- ◆ Giving by the nation's grantmaking foundations grew 7.1 percent to \$39 billion
- ◆ Giving by the 25 largest funders declined 1.9 percent to \$7.8 billion, due primarily to fluctuations in giving by pharmaceutical operating foundations
- ◆ Assets of all active U.S. foundations grew 11.6 percent to \$614.7 billion, setting a new record
- ◆ For the 25 largest foundations, assets increased 9.5 percent
- ◆ Gifts into foundations totaled \$36.6 billion, up 16.2 percent from the prior year
- ◆ Number of foundations receiving gifts and bequests of at least \$5 million increased from 906 to 1,016

About Foundation Yearbook

Foundation Yearbook, 2008 Edition, documents changes in the actual number, giving, and assets of all active U.S. foundations through 2006 and provides estimates of foundation giving through 2007. The report provides an overview of the state of foundation giving in the current year and beyond, comparisons of foundation activities by foundation size, and breakdowns of foundation resources by geographic location and grantmaker type. *Foundation Yearbook* is part of the *Foundations Today Series* of annual research reports on foundation growth and giving.

Findings presented in *Foundation Yearbook* are based on aggregate fiscal data collected by the Foundation Center on all active U.S. foundations. Estimates for 2007 are based on survey figures reported by 1,240 large and mid-size foundations combined with year-end fiscal indicators for all grantmaking foundations.

ORDER TODAY!

Foundation Yearbook, 2008 Edition, is available for \$45 or as part of the *Foundations Today Series*, our three-book set of research reports (\$95).

Online: foundationcenter.org/marketplace

Toll-Free: (800) 424-9836 (9 am–5 pm EST)

Call for bulk order discount information, or to pay by check.

TRENDS BY REGION AND STATE IN 2006

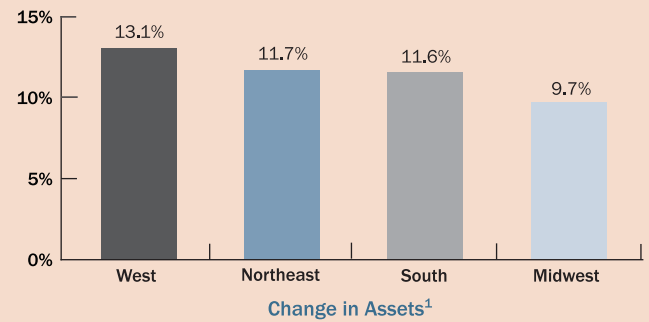
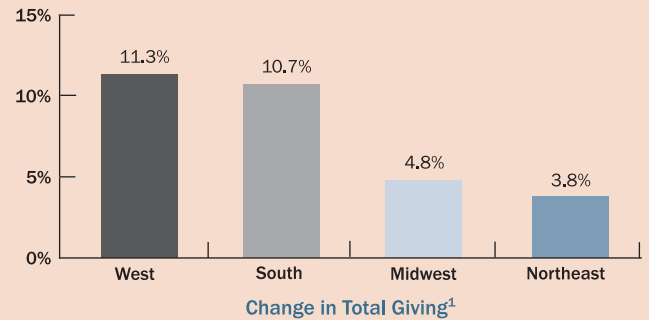
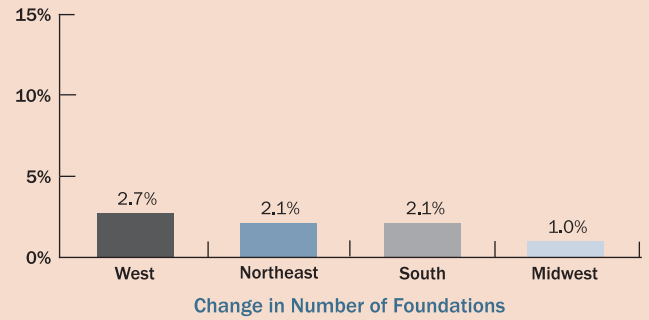
Regions:

- ◆ The West experienced the fastest rate of growth in the number of foundations
- ◆ The Northeast continued to lead in terms of total number of foundations
- ◆ The West experienced the fastest growth in giving
- ◆ All four regions showed asset gains, with the West registering the largest increase in assets

States:

- ◆ Forty-four states plus the District of Columbia posted an increase in foundation giving
- ◆ Vermont experienced the most rapid rate of growth in giving; New York led in actual grant dollar gain
- ◆ New York foundations reported the largest amount of giving overall
- ◆ Delaware ranked first based on giving per capita due to its small population and the presence of one of the largest pharmaceutical operating foundations
- ◆ South Dakota registered the fastest rate of growth in assets; California topped all states in actual asset dollar gain
- ◆ All but two states reported asset increases

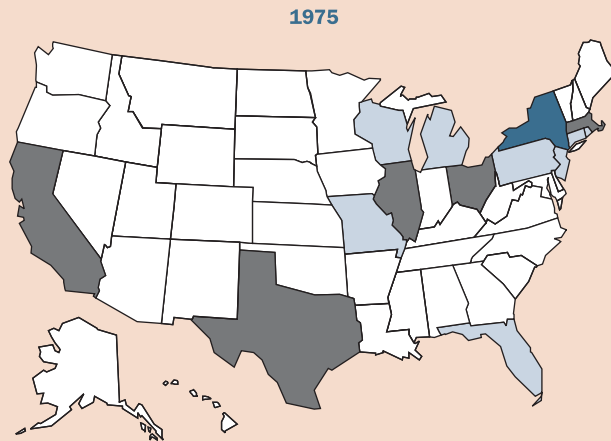
Change in Foundation Number, Giving, and Assets by Region, 2005 to 2006



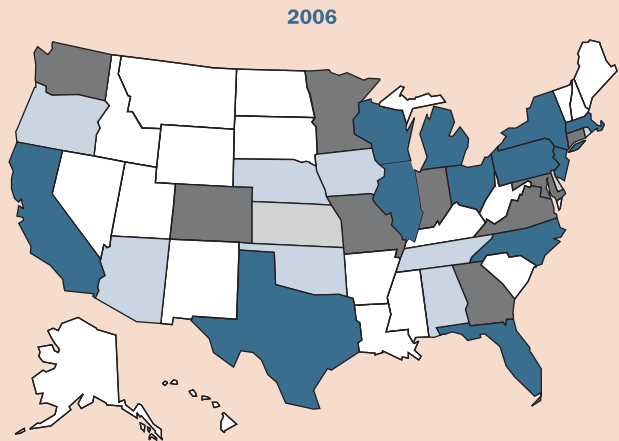
Source: The Foundation Center, *Foundation Yearbook*, 2008.

¹Percent change based on current dollars.

Grantmaking Foundations by State, 1975 and 2006



Total Foundations = 21,877



Total Foundations = 72,477

■ 2,000 and over
■ 1,000–under 2,000

■ 500–under 1,000
■ Under 500

Source: The Foundation Center, *Foundation Yearbook*, 2008.

Change in Foundation Statistics, 2005 to 2006

	2005	2006	% Change
All Foundations			
No. of Foundations	71,095	72,477	1.9
Total Giving	36,403	39,004	7.1
Total Assets	\$550,552	\$614,656	11.6
Gifts Received	\$ 31,465	\$ 36,569	16.2
Independent			
No. of Foundations	63,059	64,405	2.1
Total Giving	\$ 25,199	\$ 27,457	9.0
Total Assets	\$455,570	\$509,077	11.7
Gifts Received	\$ 17,366	\$ 21,591	24.3
Corporate			
No. of Foundations	2,607	2,548	-2.3
Total Giving	\$ 3,996	\$ 4,098	2.6
Total Assets	\$17,795	\$19,730	10.9
Gifts Received	\$ 4,008	\$ 4,374	9.1
Community			
No. of Foundations	707	717	1.4
Total Giving	\$ 3,217	\$ 3,596	11.8
Total Assets	\$44,583	\$49,942	12.0
Gifts Received	\$ 5,587	\$ 6,033	8.0
Operating			
No. of Foundations	4,722	4,807	1.8
Total Giving	\$ 3,990	\$ 3,853	-3.4
Total Assets	\$32,603	\$35,906	10.1
Gifts Received	\$ 4,505	\$ 4,571	1.5

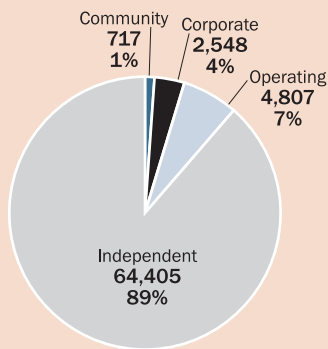
Source: The Foundation Center, *Foundation Yearbook*, 2008. Dollars in millions. Percent change represents current dollars. Includes only foundations that awarded grants in the latest fiscal year.

GIVING AND GROWTH OF INDEPENDENT, CORPORATE, AND COMMUNITY FOUNDATIONS IN 2006

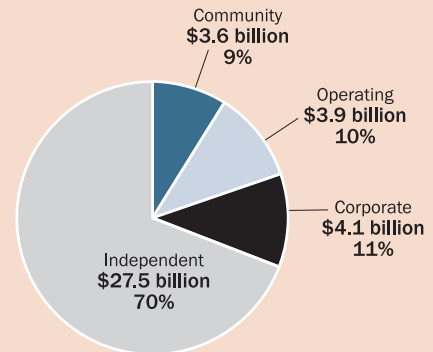
- ◆ Giving by independent foundations rose 9 percent
- ◆ Independent foundation assets increased 11.7 percent, up from a 7.2 percent rise in 2005
- ◆ Corporate foundation giving rose 2.6 percent
- ◆ Corporate foundation assets jumped 10.9 percent, following a 10 percent increase in 2005
- ◆ Giving by community foundations rose 11.8 percent
- ◆ Community foundation assets grew 12 percent, following a 15 percent gain in 2005

For more information on this report, published in July 2008, contact Reina Mukai, at (212) 807-2485 or rkm@foundationcenter.org. "Highlights of *Foundation Yearbook*" can be downloaded at foundationcenter.org.

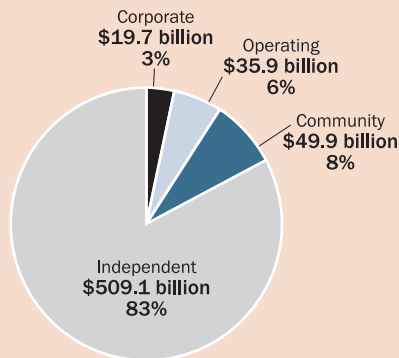
Number of Foundations, Giving, Assets, and Gifts Received by Foundation Type, 2006



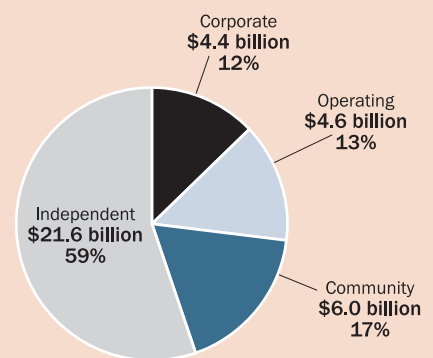
Total Number = 72,477



Total Giving = \$39.0 billion



Total Assets = \$614.7 billion



Total Gifts Received = \$36.6 billion

Source: The Foundation Center, *Foundation Yearbook*, 2008.