

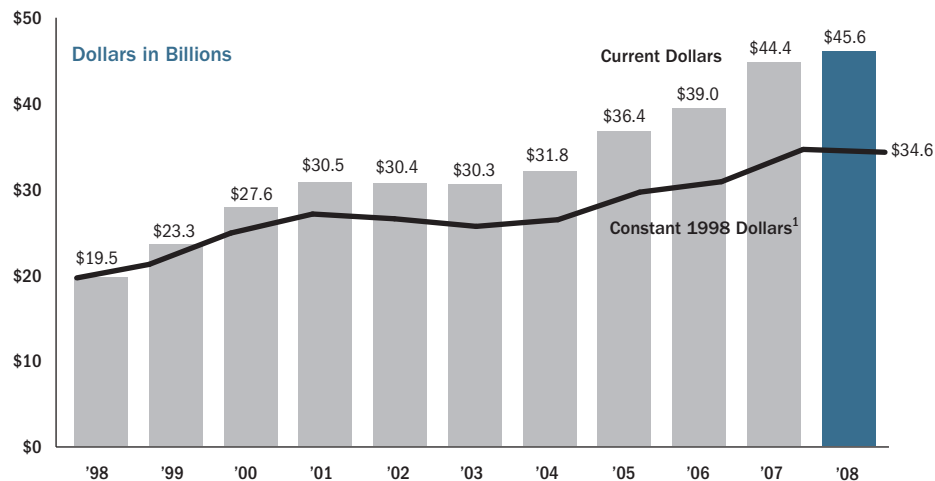
HIGHLIGHTS OF FOUNDATION YEARBOOK

Estimated giving steady in 2008 but expected to decline in 2009 and 2010

Giving by this country's more than 75,000 grantmaking foundations rose by an estimated 2.8 percent to a record \$45.6 billion in 2008—about \$1.2 billion more than in 2007. At the same time, the Foundation Center estimates that foundation assets dropped a record 21.9 percent in 2008 and that 2009 foundation giving will decrease by 8 to 13 percent. Several factors may help to lessen the impact on giving of this record decline in assets, such as the short-term increases in payout rates being adopted by some foundations, the practice among a number of funders of determining their grants budgets based on a rolling average of their asset values, and exceptional commitments made to directly address the current crisis.

The outlook beyond 2009 remains unclear, and much depends on when the economy and stock market begin a consistent recovery. At present it appears likely that foundation giving will decline further next year.

Effect of Inflation on Foundation Giving, 1998 to 2008



Source: The Foundation Center, *Foundation Yearbook*, 2009. Figures estimated for 2008.

¹Constant 1998 dollars based on annual average Consumer Price Index, all urban consumers, as reported by the U.S. Department of Labor, Bureau of Labor Statistics, as of April 2009.

\$45.6 billion

Estimated giving by all foundations in 2008

2.8%

Estimated increase in foundation giving between 2007 and 2008

-21.9%

Estimated decrease in foundation assets between 2007 and 2008

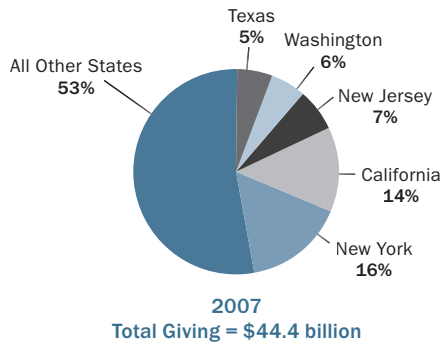
75,187

Number of grantmaking U.S. foundations in 2007

20%

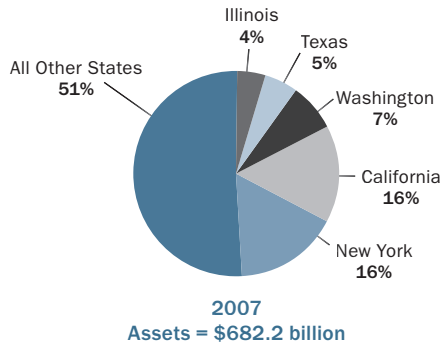
Share of 2007 total giving provided by top 25 foundations

Distribution of Foundation Giving by State, 2007



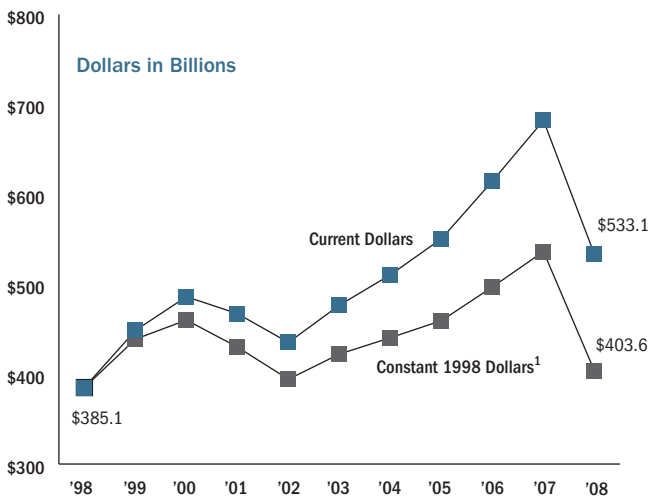
Source: The Foundation Center, *Foundation Yearbook*, 2009. Due to rounding, figures may not add up to 100 percent.

Distribution of Foundation Assets by State, 2007



Source: The Foundation Center, *Foundation Yearbook*, 2009. Due to rounding, figures may not add up to 100 percent.

Inflation-adjusted Foundation Assets, 1998 to 2008



Source: The Foundation Center, *Foundation Yearbook*, 2009. Figures estimated for 2008.
¹Constant 1975 dollars based on annual average Consumer Price Index, all urban consumers, as reported by U.S. Department of Labor, Bureau of Labor Statistics, as of April 2009.

FOUNDATION GIVING IN 2008 AND 2009

- ◆ Giving rose 2.8 percent to an estimated \$45.6 billion in 2008
- ◆ Inflation-adjusted foundation giving in 2008 fell an estimated 1 percent in real dollars
- ◆ Foundation giving in 2009 in real and inflation-adjusted dollars is expected to decline
- ◆ Assets fell by a record 21.9 percent to an estimated \$533.1 billion in 2008

FOUNDATION GROWTH, GIVING, AND ASSETS THROUGH 2007

- ◆ Number of grantmaking foundations exceeded 75,000
- ◆ Actual number of foundations increased by 2,710—compared to a peak annual gain of nearly 6,400 in 2000
- ◆ Giving by the nation's grantmaking foundations grew 13.8 percent to \$44.4 billion
- ◆ Giving by the 25 largest funders jumped just over 25 percent to \$8.9 billion
- ◆ Assets of all active U.S. foundations grew 11 percent to \$682.2 billion, setting a new record
- ◆ For the 25 largest foundations, assets increased 11.7 percent
- ◆ Gifts into foundations totaled \$46.8 billion, up 28.1 percent from the prior year
- ◆ Number of foundations receiving gifts and bequests of at least \$5 million increased from 1,016 to 1,234

About *Foundation Yearbook*

Foundation Yearbook, 2009 Edition, documents changes in the actual number, giving, and assets of all U.S. private and community foundations through 2007 and provides estimates of foundation giving through 2008. The report provides an overview of the state of foundation giving in the current year and beyond; comparisons of foundation activities by foundation size; and breakdowns of foundation resources by geographic location and grantmaker type. *Foundation Yearbook* is part of the *Foundations Today Series* of annual research reports on foundation growth and giving.

Findings presented in *Foundation Yearbook* are based on aggregate fiscal data collected by the Foundation Center on all active U.S. foundations. Estimates for 2008 are based on survey figures reported by 1,225 large and mid-size foundations combined with year-end fiscal indicators for all grantmaking foundations.

ORDER TODAY!

Foundation Yearbook, 2009 Edition, is available for \$45 or as part of the *Foundations Today Series*, our annual three-book set of research reports (\$95).

Online: foundationcenter.org/marketplace

Toll-Free: (800) 424-9836 (9 am–5 pm EST)

Call for bulk order discount information or to pay by check.

TRENDS BY REGION AND STATE IN 2007

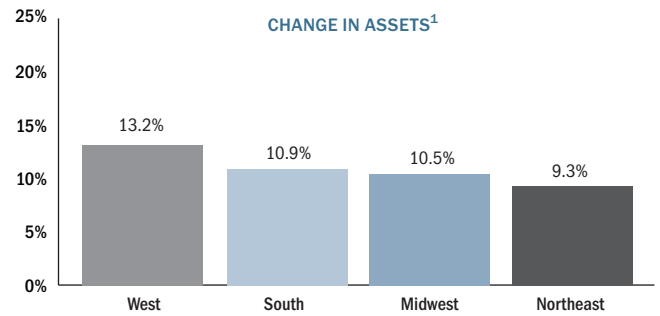
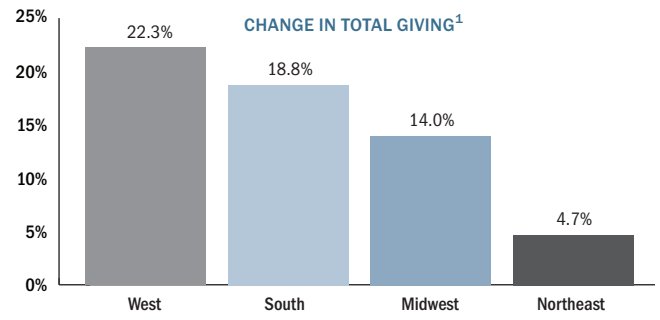
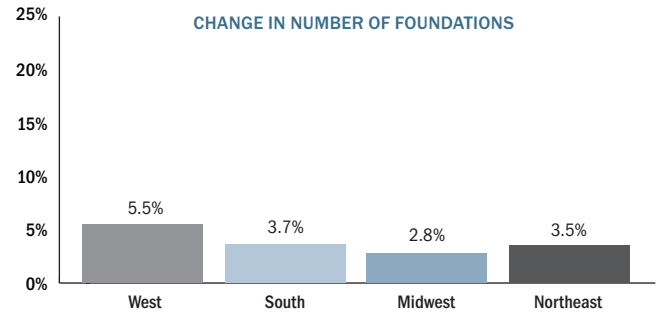
Regions:

- ◆ The West experienced the fastest rate of growth in the number of foundations
- ◆ The Northeast continued to lead in terms of total number of foundations
- ◆ The West experienced the fastest growth in giving
- ◆ All four regions showed asset gains, with the West registering the largest increase in assets

States:

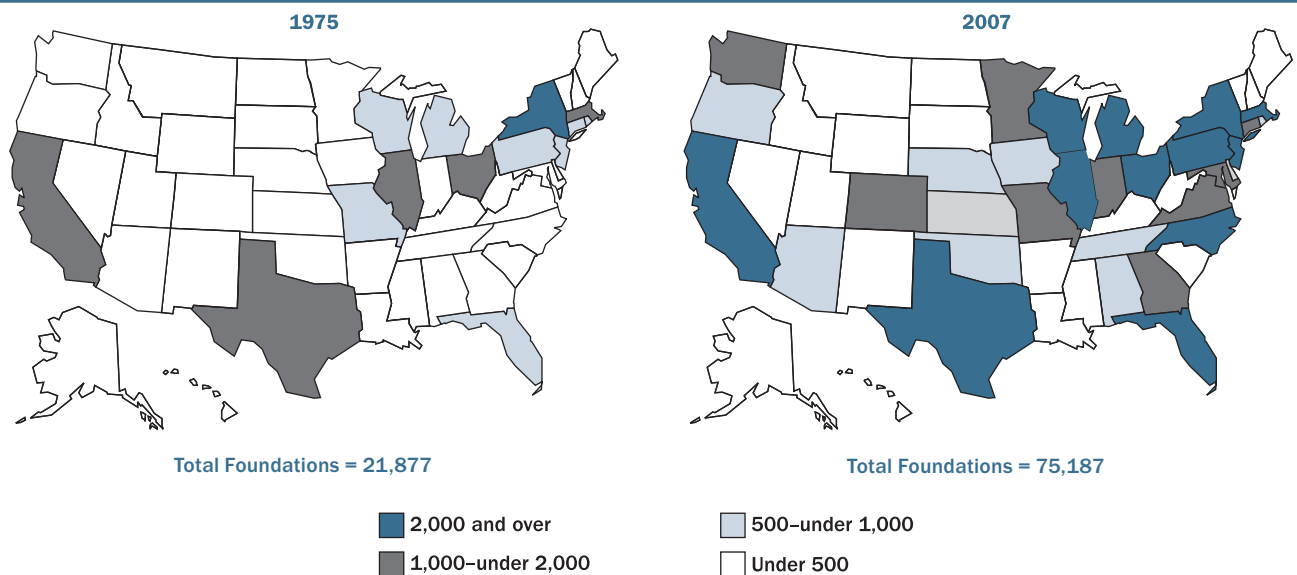
- ◆ Forty-four states plus the District of Columbia posted an increase in foundation giving
- ◆ Nebraska experienced the most rapid rate of growth in giving; California led in actual grant dollar gain
- ◆ New York foundations reported the largest amount of giving overall
- ◆ Delaware ranked first based on giving per capita due to its small population and the presence of one of the largest pharmaceutical operating foundations
- ◆ All but two states reported asset increases
- ◆ Nebraska registered the fastest rate of growth in assets; California topped all states in actual asset dollar gain

Change in Foundation Number, Giving, and Assets by Region, 2006 to 2007



Source: The Foundation Center, *Foundation Yearbook*, 2009.
¹Percent change based on current dollars.

Grantmaking Foundations by State, 1975 and 2007



Source: The Foundation Center, *Foundation Yearbook*, 2009.

Change in Foundation Statistics, 2006 to 2007

| | 2006 | 2007 | % Change |
|------------------------|-----------|-----------|----------|
| All Foundations | | | |
| No. of Foundations | 72,477 | 75,187 | 3.7 |
| Total Giving | \$ 39,004 | \$ 44,394 | 13.8 |
| Total Assets | \$614,656 | \$682,222 | 11.0 |
| Gifts Received | \$ 36,569 | \$ 46,844 | 28.1 |
| Independent | | | |
| No. of Foundations | 64,405 | 67,034 | 4.1 |
| Total Giving | \$ 27,457 | \$ 32,220 | 17.3 |
| Total Assets | \$509,077 | \$564,216 | 10.8 |
| Gifts Received | \$ 21,591 | \$ 31,279 | 44.9 |
| Corporate | | | |
| No. of Foundations | 2,548 | 2,498 | -2.0 |
| Total Giving | \$ 4,098 | \$ 4,397 | 7.3 |
| Total Assets | \$19,730 | \$21,924 | 11.1 |
| Gifts Received | \$ 4,374 | \$ 4,418 | 1.0 |
| Community | | | |
| No. of Foundations | 717 | 717 | 0.0 |
| Total Giving | \$ 3,596 | \$ 4,348 | 20.9 |
| Total Assets | \$49,942 | \$56,680 | 13.5 |
| Gifts Received | \$ 6,033 | \$ 6,232 | 3.3 |
| Operating | | | |
| No. of Foundations | 4,807 | 4,938 | 2.7 |
| Total Giving | \$ 3,853 | \$ 3,429 | -11.0 |
| Total Assets | \$35,906 | \$39,403 | 9.7 |
| Gifts Received | \$ 4,571 | \$ 4,915 | 7.5 |

Source: The Foundation Center, *Foundation Yearbook*, 2009. Dollars in millions. Percent change represents current dollars. Includes only foundations that awarded grants in the latest fiscal year.

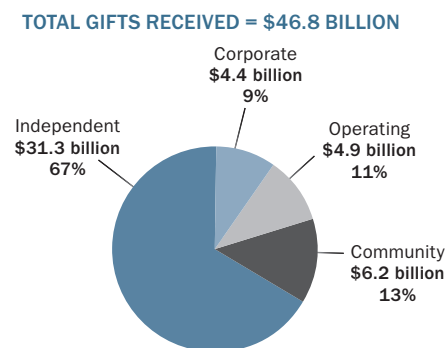
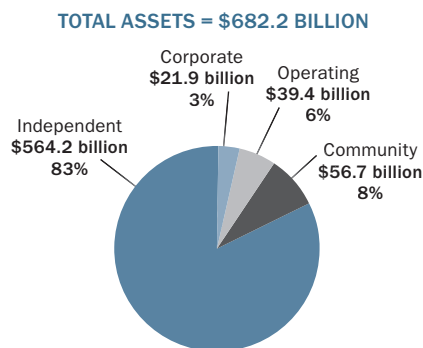
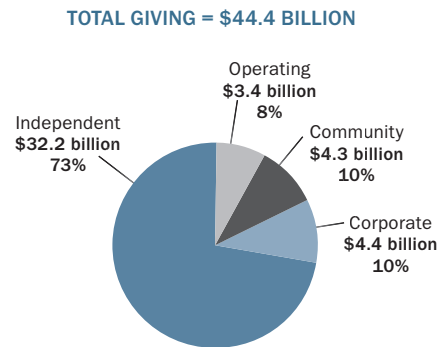
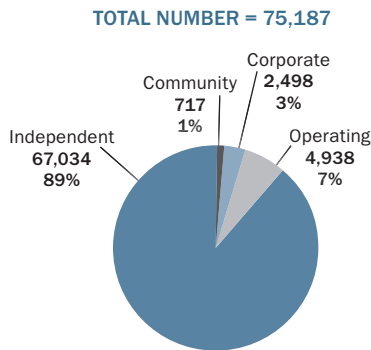
GIVING AND GROWTH OF INDEPENDENT, CORPORATE, AND COMMUNITY FOUNDATIONS IN 2007

- ◆ Giving by independent foundations rose 17.3 percent in 2007
- ◆ Independent foundation assets increased 10.8 percent in the latest year, following an 11.7 percent rise in 2006
- ◆ Corporate foundation giving rose 7.3 percent in 2007
- ◆ Corporate foundation assets jumped 11.1 percent in 2007, surpassing a 10.9 percent increase in 2006
- ◆ Giving by community foundations rose 20.9 percent in 2007
- ◆ Community foundation assets grew 13.5 percent in 2007, following a 12 percent gain in 2006

For more information on this report, published in July 2009, contact Reina Mukai, at (212) 807-2485 or rkm@foundationcenter.org.

"Highlights of *Foundation Yearbook*" can be downloaded at foundationcenter.org.

Number of Foundations, Giving, Assets, and Gifts Received by Foundation Type, 2007



Source: The Foundation Center, *Foundation Yearbook*, 2009. Due to rounding, figures may not add up to 100 percent.