

FOUNDATION GROWTH AND GIVING ESTIMATES

2001 Preview



**The
Foundation
Center**

AUTHORS

Loren Renz
Steven Lawrence

Vice President for Research
Director of Research

CONTRIBUTING STAFF

Dia Ganguly
Kathye Giesler
Emmy So
Cheryl L. Loe
Christine Innamorato

Research Assistant
Publishing Database Administrator
Database Operations Assistant
Director of Design and Production
Production Associate

ABOUT FOUNDATION GROWTH AND GIVING ESTIMATES

The original research upon which this preview report is based was conducted by the Foundation Center. It provides a “first look” at 2001 giving together with actual aggregate 2000 giving and asset data for nearly 56,600 grantmaking foundations tracked by the Foundation Center. Giving estimates for 2001 are based on figures reported by more than 1,800 large and mid-size foundations combined with year-end fiscal indicators. Actual 2000 giving and asset figures are taken from the Foundation Center’s annual surveys of larger private and community foundations, foundation Web sites, annual reports and other foundation publications, and the IRS Form 990-PF information return.

For more information on *Foundation Growth and Giving Estimates*, contact Steven Lawrence, director of research, at (212) 807-2410 or sal@fdncenter.org. The report can be accessed at no charge at the Foundation Center’s Web site: www.fdncenter.org.

A more extensive analysis of these data will be presented in *Foundation Yearbook*, to be published in June. Other reports available exclusively through subscription to the 2002 edition of the five-part *Foundations Today Series* of annual research publications include *Foundation Giving Trends* (February), *Foundation Staffing* (September), and *Foundation Reporting* (November). Subscriptions are \$95.00. Discounts are available on bulk subscriptions. To order call toll-free (800) 424-9836 or visit the Foundation Center’s Web site at www.fdncenter.org.

ABOUT THE FOUNDATION CENTER

The Foundation Center’s mission is to support and improve institutional philanthropy by promoting public understanding of the field and helping grantseekers succeed. To achieve our mission, we:

- Collect, organize, and communicate information on U.S. philanthropy
- Conduct and facilitate research on trends in the field
- Provide education and training on the grantseeking process
- Ensure public access to information and services through our World Wide Web site, print and electronic publications, five library/learning centers, and a national network of cooperating collections.

Founded in 1956, the Center is the nation’s leading authority on institutional philanthropy and is dedicated to serving grantseekers, grantmakers, researchers, policymakers, the media, and the general public.

Copyright © 2002 by the Foundation Center. All rights reserved.

Printed and bound in the United States of America. Report design and production by Cheryl L. Loe and Christine Innamorato. Cover design by Apicella Design.

ISBN 1-931923-03-5
ISSN 1528-1663

Overview of Growth, 2001 and 2000

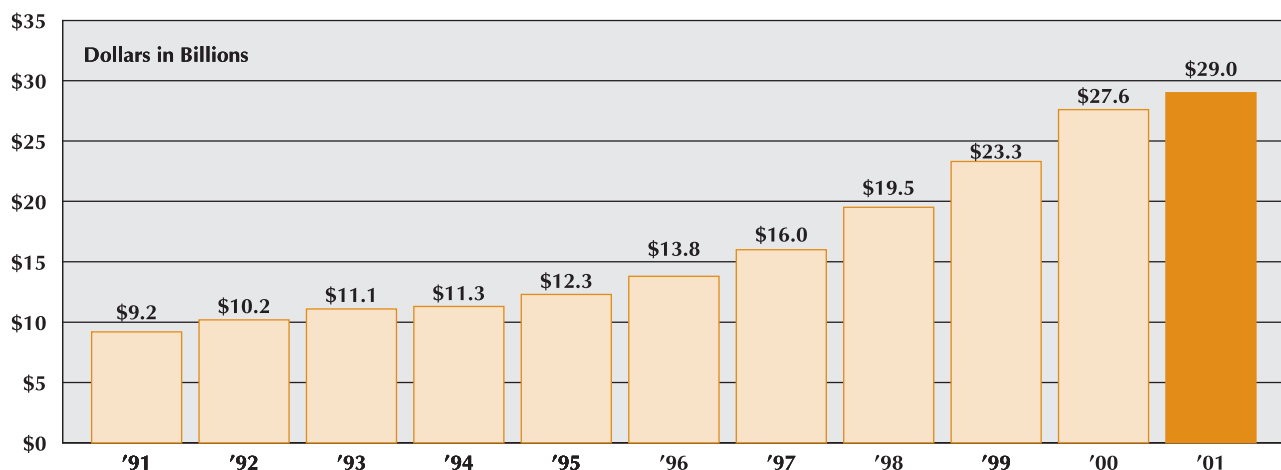
Despite Economic Downturn, Foundation Giving Grows 5 Percent in 2001

- Giving by the nation's more than 56,000 grant-making foundations grew from \$27.6 billion to an estimated \$29.0 billion between 2000 and 2001. This 5.1 percent increase fell behind last year's 18.2 percent rise and represented the smallest annual gain in giving reported since 1994. Still, this increase was greater than expected given two consecutive years of declining stock values and the onset of a recession. Continued higher spending by many leading foundations (often fulfilling commitments made in the boom years of the late 1990s through mid-2000), along with exceptional giving in the aftermath of the 9/11 attacks,¹ helped to maintain positive growth. Newly established independent foundations also contributed to the increase in foundation giving. Corporate foundations most directly showed the effects of the economic slowdown.
- Grant dollars grew by an estimated \$1.4 billion in 2001, one-third of 2000's record \$4.2 billion increase. Despite this smaller increase, foundation giving has more than doubled since 1996, outdistancing growth in giving by individuals and corporations.

1. In response to the 9/11 attacks, independent and community foundations pledged nearly \$195 million, of which roughly three-fifths was paid out in 2001. Corporations and corporate foundations pledged \$621.5 million, of which approximately two-thirds was paid out in 2001. (Due to combined reporting of pledges, the precise amount paid out by corporate foundations cannot be determined.) For information on institutional giving in response to 9/11, see Renz, L., *Giving in the Aftermath of 9/11: Foundations and Corporations Respond*, New York: Foundation Center, 2002.

- Inflation has had only a modest impact on the real value of grants throughout the 1990s. Giving increases outpaced inflation by 2.2 percent in 2001 and 14.3 percent in 2000. Inflation took a far larger toll on grants in the 1970s and 1980s.
- Foundation assets rose to \$486.1 billion in 2000, up 8.4 percent from 1999. This modest gain, which followed five years of double-digit growth, came despite the rapid drop in the stock market after mid-2000 and suggested positive growth in giving in 2001. In general, the change in foundation assets provides an important indicator of the change in the following year's giving.
- While a few leading foundations realized significant asset gains in 2000, half of the top 50 foundations experienced losses. For example, the David and Lucile Packard Foundation's assets dropped by close to \$3.4 billion or more than one-quarter, reflecting a steep decline in the value of technology stocks.
- Following 1999's record \$11.5 billion gift from Bill and Melinda Gates to the Bill & Melinda Gates Foundation, gifts and bequests from donors to their foundations decreased by 13.9 percent in 2000. New gifts into foundations slipped from \$32.1 billion in 1999 to \$27.6 billion. Nonetheless, these new gifts from donors in 2000 totaled more than two and one-half times the \$10.3 billion in gifts reported in 1995. Moreover, the relatively high level of gifts into foundations from donors in 2000 helped to offset market losses and boost giving in 2001.

Foundation giving grew by an estimated \$1.4 billion in 2001*



Source: *Foundation Growth and Giving Estimates*, 2002.

*Figures estimated for 2001. All figures based on unadjusted dollars.

Independent Foundations

2001 Giving by Independent Foundations Rises 5.4 Percent

- Total giving by independent foundations grew an estimated 5.4 percent in 2001, following an 18.7 percent gain in 2000 and a 20.5 percent increase in 1999. This represented the slowest annual growth in independent foundation giving reported since 1994. Still, over the past two years, independent foundation giving has increased by 25 percent. Independent foundations, including family foundations and “new health foundations” (formed from health care conversions), comprise the vast majority of grantmaking foundations and account for most of the giving.
- Independent foundations gave an estimated \$22.5 billion in grants in 2001, up \$1.2 billion from 2000. By comparison, independent foundation giving rose \$3.4 billion in 2000. In both years, independents accounted for more than four-fifths of the overall increase in foundation giving.
- Assets of independent foundations rose 7.2 percent in 2000, from \$381.4 billion to \$408.7 billion. Since 1995, their assets have more than doubled. Independent foundations must pay out each year at least 5 percent of the value of their investments in the preceding year. (They may carry forward pay-out in excess of 5 percent over several years.) In 2001, estimated giving represented 5.5 percent of independent foundation assets at the close of 2000, down slightly from 5.6 percent in the prior year.
- For the third consecutive year, assets of the Bill & Melinda Gates Foundation grew more than any other grantmaker—from \$15.5 billion to

\$21.1 billion—due to a \$5.1 billion gift from its founders and increases in the value of its holdings. (In 2001, the foundation received an additional gift of roughly \$2 billion, elevating its assets to over \$24 billion.) Grants from the foundation grew by more than four-fifths between 1999 and 2000—from \$549.4 million to \$994.9 million—making it the top-ranked U.S. foundation by giving for the first time.

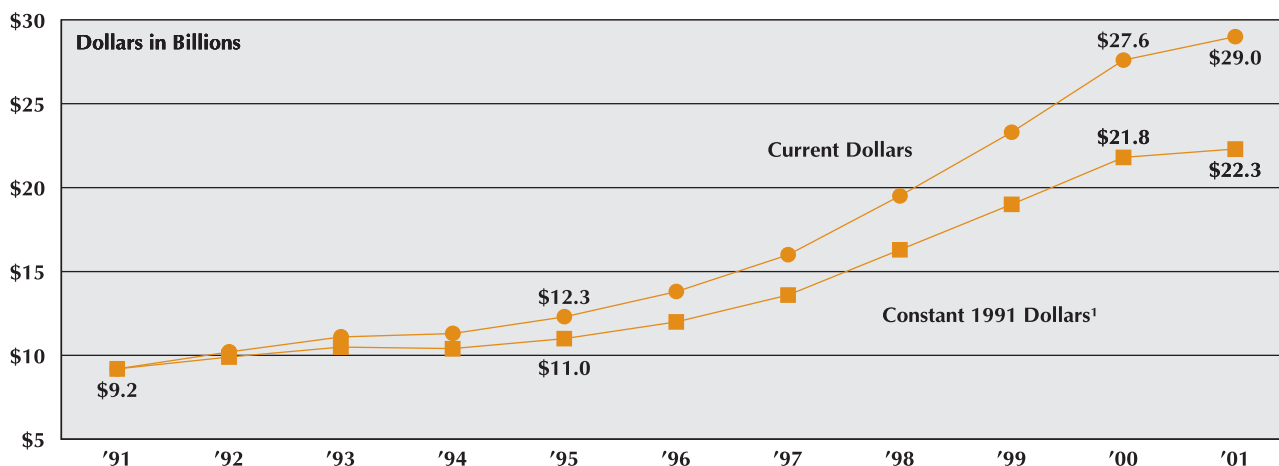
- Among the few foundations showing substantial growth in assets in 2000, despite the market downturn and the collapse of technology stocks, the Lilly Endowment’s assets rose by \$5.2 billion based on gains in the value of its shares in Eli Lilly & Co. The Ford Foundation and J. Paul Getty Trust (whose fiscal years ended in September and June, respectively) reported asset gains in excess of \$2 billion in 2000—in both cases due to increases in the value of their investments; while the William and Flora Hewlett Foundation’s assets increased more than \$1 billion because of gains in the value of its investments and a \$395 million gift into the foundation.

Corporate Foundations

Corporate Foundations Realize Modest Growth in Giving; Grant Dollars Rise 2.6 Percent in 2001

- Giving by America’s 2,018 corporate foundations grew an estimated 2.6 percent in 2001, compared with 6.1 percent in 2000 and 15.0 percent in 1999. Adjusted for inflation, corporate foundation giving slipped 0.2 percent in 2001. This slower growth in giving compared to other types of foundations reflects the greater vulnerability of

After inflation, grant dollars have risen close to two and one-half times since 1991*

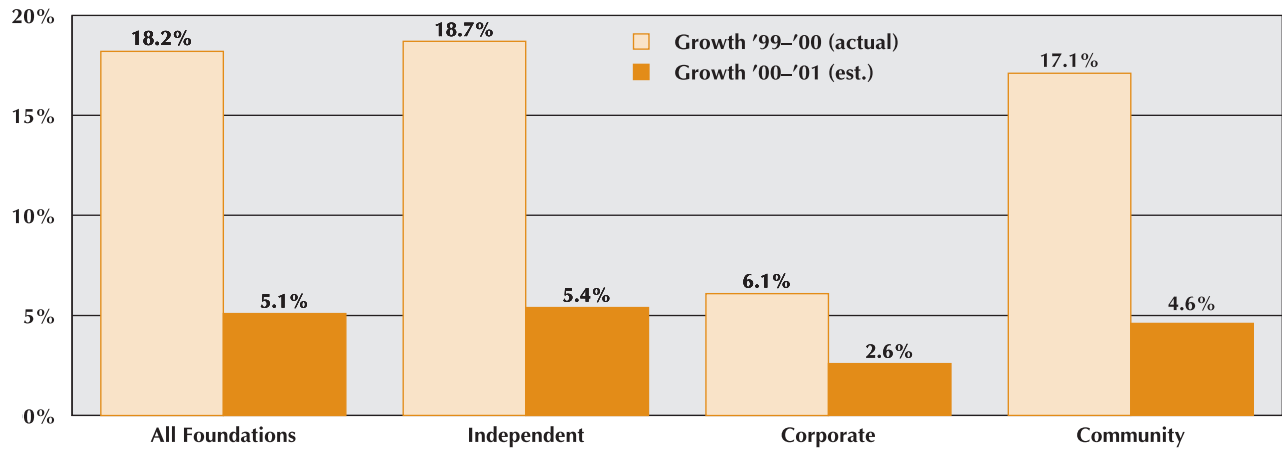


Source: *Foundation Growth and Giving Estimates*, 2002.

*Figures estimated for 2001.

¹Constant 1991 dollars based on annual average Consumer Price Index, all urban consumers, U.S. Department of Labor, Bureau of Labor Statistics, as of March 2002.

Independent foundations showed strongest gains in 2001 giving*



Source: *Foundation Growth and Giving Estimates*, 2002.
 *All figures based on unadjusted dollars.

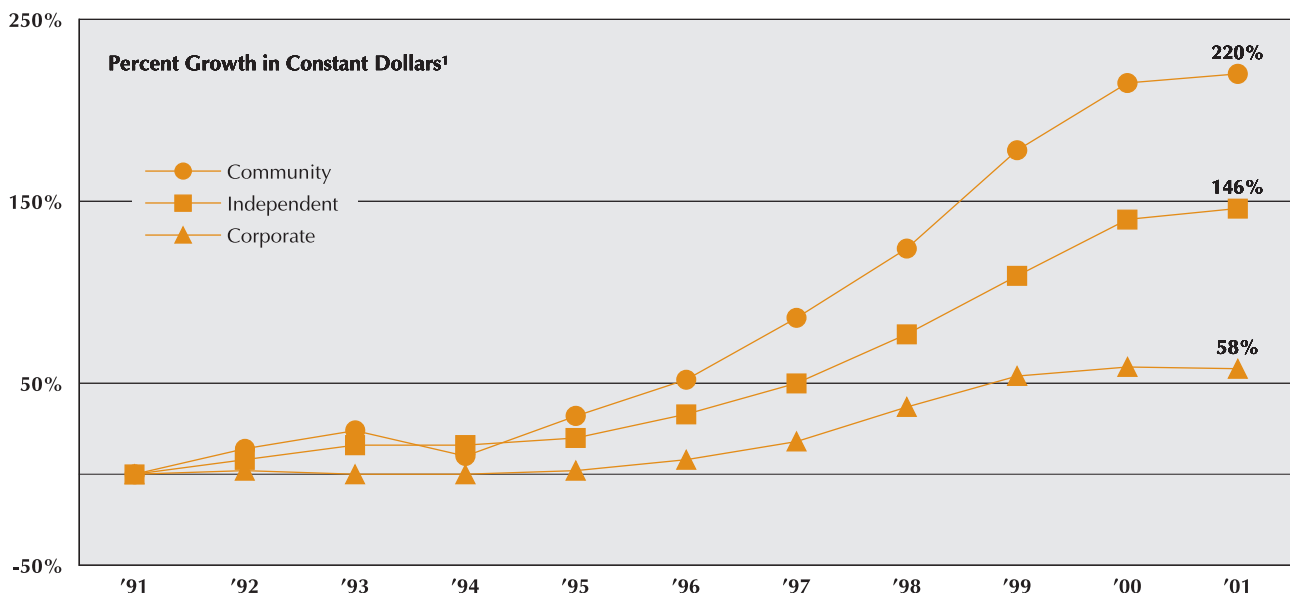
corporate foundations to reduced profits. Balancing out these negative forces, however, was the tremendous outpouring of support by corporations and corporate foundations in response to the 9/11 attacks.

- Corporate foundations gave an estimated \$3.1 billion in 2001, up \$78.0 million from 2000. This represented the smallest increase in dollars since 1995.
- According to the AAFRC Trust for Philanthropy, corporate contributions overall totaled an estimated \$10.9 billion in 2000. Therefore, corporate foundation giving of \$3.0 billion in

2000 accounted for well over one-quarter of all corporate contributions. (Excluding in-kind contributions, the share of cash gifts from corporate foundations was higher.)

- Assets of corporate foundations grew 4.2 percent in 2000, roughly one-quarter of the 16.4 percent gain reported in 1999. After inflation, this increase totaled only 0.8 percent. (Corporate foundation assets rose \$641.4 million in 2000, from \$15.3 billion to \$15.9 billion.) Nonetheless, corporate foundation assets have more than doubled since 1994, and these increased resources are helping them to limit cuts in grantmaking during this period of slumping profits.

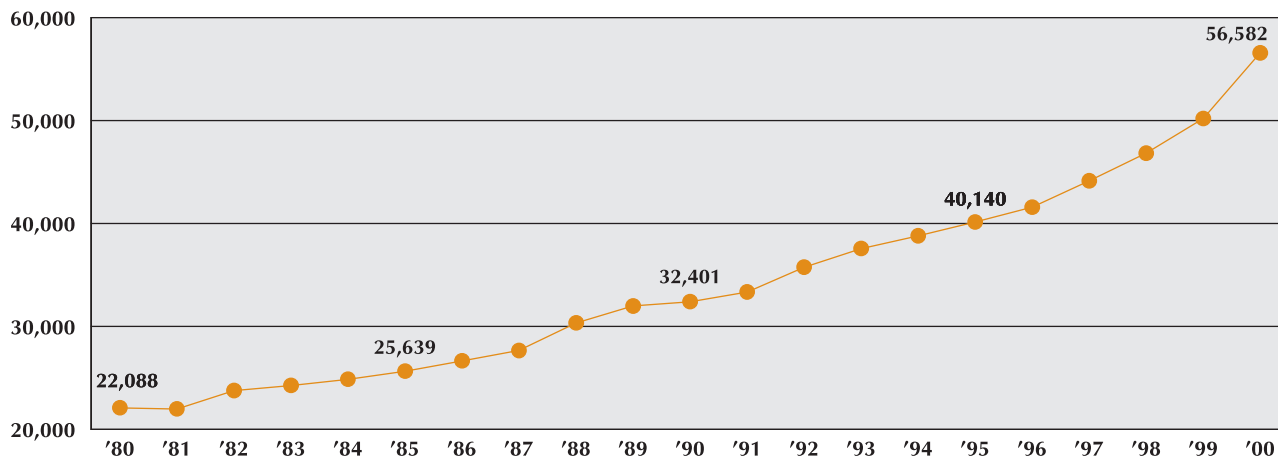
After inflation, community foundations reported strongest cumulative growth in giving since 1991*



Source: *Foundation Growth and Giving Estimates*, 2002.
 *Figures estimated for 2001.

¹Percent change in constant 1991 dollars based on annual average Consumer Price Index, all urban consumers, U.S. Department of Labor, Bureau of Labor Statistics, as of March 2002.

Number of active private and community foundations increased by nearly 6,400 in 2000



Source: *Foundation Growth and Giving Estimates*, 2002.

- Similar to independent foundations, corporate foundations must pay out each year at least 5 percent of the value of their investments in the preceding year. However, because corporate foundations generally make grants based on

annual contributions from their companies and retain relatively few assets, their ratio of giving to assets tends to be much higher. For example, estimated giving in 2001 represented 19.3 percent of corporate foundation assets at the close of 2000, down slightly from 19.6 percent in the previous year.

Foundation Statistics, 1999 to 2000*

	1999	2000	% Change
All Foundations			
No. of Foundations:	50,201	56,582	12.7
Total Giving:	\$ 23,321	\$ 27,563	18.2
Total Assets:	\$448,612	\$486,085	8.4
Gifts Received:	\$ 32,076	\$ 27,614	-13.9
Independent			
No. of Foundations:	44,824	50,532	12.7
Total Giving:	\$ 17,989	\$ 21,346	18.7
Total Assets:	\$381,365	\$408,749	7.2
Gifts Received:	\$ 24,097	\$ 19,156	-20.5
Corporate			
No. of Foundations:	2,019	2,018	0.0
Total Giving:	\$ 2,814	\$ 2,985	6.1
Total Assets:	\$ 15,258	\$ 15,899	4.2
Gifts Received:	\$ 3,313	\$ 2,902	-12.4
Community			
No. of Foundations:	519	560	7.9
Total Giving:	\$ 1,849	\$ 2,166	17.1
Total Assets:	\$ 27,649	\$ 30,464	10.2
Gifts Received:	\$ 3,295	\$ 3,829	16.2
Operating			
No. of Foundations:	2,839	3,472	22.3
Total Giving:	\$ 669	\$ 1,065	59.2
Total Assets:	\$ 24,340	\$ 30,973	27.3
Gifts Received:	\$ 1,371	\$ 1,727	26.0

Source: *Foundation Growth and Giving Estimates*, 2002.

*Dollars in millions. Percent change represents current dollars. Includes only foundations that awarded grants in the latest fiscal year.

- Company gifts into their foundations (pay-in) decreased 12.4 percent in 2000, following a 24.8 percent gain in 1999 and a record 41.7 percent jump in 1998. These gifts totaled \$2.9 billion, down from \$3.3 billion in the prior year. Moreover, giving (payout) exceeded pay-in by about \$82 million or 2.8 percent, representing a modest drain on the value of corporate foundation assets. Yet it bears noting that gifts into corporate foundations in 2000 represented the second highest level of new gifts on record.
- Eight companies made gifts to their foundations of \$50 million or more in 2000, compared to ten in 1999. The leaders were Goldman, Sachs—\$200.0 million to the Goldman, Sachs Foundation; Citigroup—\$107.8 million to the Citigroup Foundation; and Cisco Systems—\$91.0 million to the Cisco Systems Foundation.
- The Ford Motor Company Fund ranked as the largest corporate foundation by giving in 2000, for the second consecutive year. It paid grants totaling \$169.1 million, up from \$97.8 million in 1999. Top-ranked corporate foundations that roughly doubled grant payments in 2000 included the Citigroup Foundation, ExxonMobil Foundation, Avon Products Foundation, and FleetBoston Financial Foundation.

Giving grew by more than one-fifth among top 25 foundations by giving; the median increase was 9.4 percent*

Foundation	Total Giving '99 ¹	Total Giving '00 ¹	% Change	Rank '99
1. Bill & Melinda Gates Foundation	\$ 549,433	\$ 994,900	81.1	2
2. Ford Foundation	514,401	652,091	26.8	
3. Lilly Endowment	558,287	583,891	4.6	1
4. David and Lucile Packard Foundation	391,568	533,590	36.3	4
5. Robert Wood Johnson Foundation	290,249	351,684	21.2	5
6. Andrew W. Mellon Foundation	161,501	205,870	27.5	10
7. California Endowment	178,411	189,663	6.3	9
8. Pew Charitable Trusts	211,053	187,854	-11.0	6
9. W. K. Kellogg Foundation	186,606	178,740	-4.2	8
10. Ford Motor Company Fund	97,789	169,100	72.9	23
11. John D. and Catherine T. MacArthur Foundation	158,582	164,023	3.4	11
12. Rockefeller Foundation	149,343	163,392	9.4	13
13. Starr Foundation	143,823	161,966	12.6	14
14. Robert W. Woodruff Foundation	191,355	149,979	-21.6	7
15. New York Community Trust	130,681	143,951	10.2	16
16. Charles Stewart Mott Foundation	116,137	139,481	20.1	17
17. William and Flora Hewlett Foundation	87,504	135,748	55.1	26
18. Annenberg Foundation	133,488	132,384	-0.8	15
19. Open Society Institute	152,974	116,343	-23.9	12
20. Kresge Foundation	112,710	107,956	-4.2	19
21. Robert R. McCormick Tribune Foundation	104,001	106,830	2.7	21
22. Duke Endowment	80,230	106,030	32.2	28
23. Annie E. Casey Foundation	103,945	101,013	-2.8	22
24. Searle Patients in Need Foundation	22,404	95,976	328.4	127
25. Bristol-Myers Squibb Patient Assistance Foundation	N/A	94,806	N/A	N/A
Total²	\$4,826,475	\$5,872,454	21.7	

Source: *Foundation Growth and Giving Estimates*, 2002.

*Dollars in thousands. Aggregate foundation fiscal information in other tables and figures is based on data provided to the Center as of February 2, 2002. Fiscal data on individual foundations included in this table may be more current.

¹Total giving includes grants, scholarships, and employee matching gifts; excludes set-asides, loans, PRIs and program expenses. For some operating foundations, program expenses are included.

²The Bristol-Myers Squibb Patient Assistance Foundation was established in 1999 and began grantmaking in 2000. Therefore, its giving has been excluded from these totals.

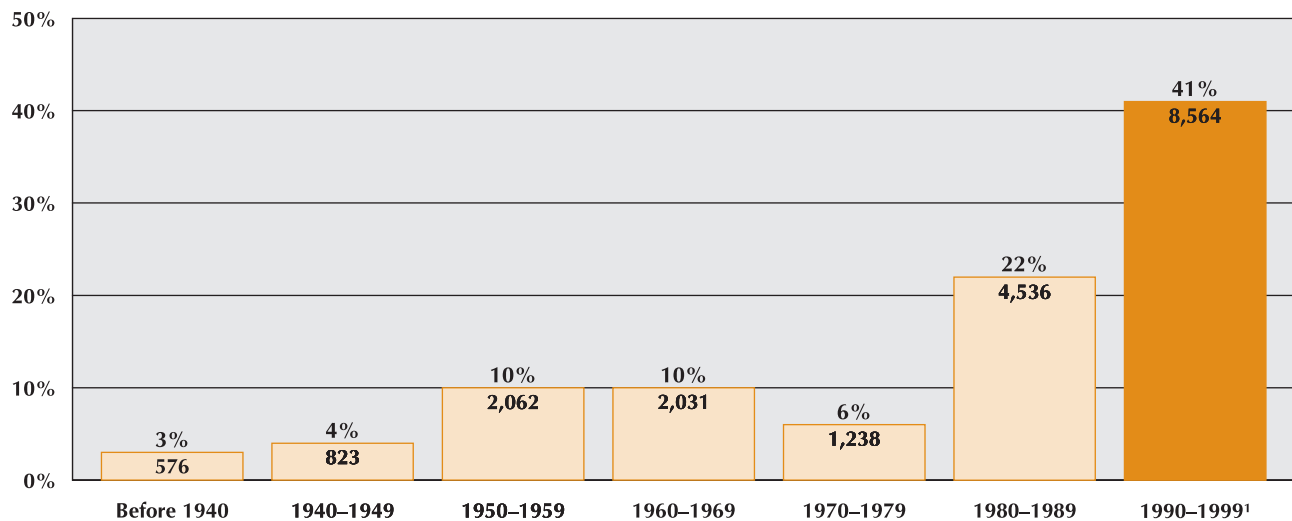
Endowments grew by nearly one-eighth among top 25 foundations by assets; the median increase was 5.9 percent*

Foundation	Assets '99	Assets '00	% Change	Rank '99
1. Bill & Melinda Gates Foundation	\$ 15,515,455	\$ 21,149,100	36.3	1
2. Lilly Endowment	10,418,127	15,591,738	49.7	4
3. Ford Foundation	11,960,280	14,659,683	22.6	3
4. J. Paul Getty Trust	8,729,629	10,929,810	25.2	5
5. David and Lucile Packard Foundation	13,144,242	9,793,213	-25.5	2
6. Robert Wood Johnson Foundation	8,640,408	8,793,792	1.8	6
7. Starr Foundation	4,486,499	6,255,917	39.4	11
8. W. K. Kellogg Foundation	4,853,384	5,719,736	17.9	8
9. Andrew W. Mellon Foundation	4,615,683	4,888,237	5.9	10
10. Pew Charitable Trusts	4,894,418	4,800,776	-1.9	7
11. John D. and Catherine T. MacArthur Foundation	4,629,519	4,479,154	-3.2	9
12. William and Flora Hewlett Foundation	2,738,945	3,930,367	43.5	19
13. Rockefeller Foundation	3,837,542	3,619,028	-5.7	13
14. California Endowment	3,884,524	3,490,256	-10.1	
15. Robert W. Woodruff Foundation	3,114,438	3,139,654	0.8	16
16. Annie E. Casey Foundation	3,626,230	3,001,942	-17.2	14
17. Annenberg Foundation	2,755,835	2,932,206	6.4	18
18. Charles Stewart Mott Foundation	3,229,256	2,881,803	-10.8	15
19. Duke Endowment	2,335,496	2,874,017	23.1	23
20. Casey Family Programs	2,810,532	2,811,001	0.0	17
21. Kresge Foundation	2,575,425	2,770,531	7.6	20
22. John S. and James L. Knight Foundation	1,888,543	2,198,985	16.4	28
23. Freeman Foundation	1,602,821	2,113,689	31.9	34
24. Harry and Jeanette Weinberg Foundation	2,174,892	2,063,325	-5.1	24
25. Ewing Marion Kauffman Foundation	2,443,456	2,034,722	-16.7	22
Total	\$130,905,579	\$146,922,681	12.2	

Source: *Foundation Growth and Giving Estimates*, 2002.

*Dollars in thousands. Aggregate foundation fiscal information in other tables and figures is based on data provided to the Center as of February 2, 2002. Fiscal data on individual foundations included in this table may be more current.

Over two-fifths of larger foundations were established since 1990



Source: *Foundation Growth and Giving Estimates*, 2002.

Note: Based on Foundation Center survey of 20,964 grantmaking foundations with assets of at least \$1 million or making grants of \$100,000 or more in 1999-2000. Establishment data was not available for 1,099 foundations. The number on each bar indicates the number of foundations formed in that period and still active in 1999-2000. Not represented are 35 active foundations established in 2000.

¹Data incomplete for period 1998-1999.

Top 100 Foundations by Total Giving, 2000*

Foundation	State	Foundation Type ¹	Total Giving ²	Assets	Fiscal Date
1. Bill & Melinda Gates Foundation	WA	IN	\$994,900,000	\$21,149,100,000	12/31/00
2. Ford Foundation	NY	IN	652,091,000	14,659,683,000	9/30/00
3. Lilly Endowment	IN	IN	583,890,521	15,591,737,808	12/31/00
4. David and Lucile Packard Foundation	CA	IN	533,589,987	9,793,212,529	12/31/00
5. Robert Wood Johnson Foundation	NJ	IN	351,683,796	8,793,792,000	12/31/00
6. Andrew W. Mellon Foundation	NY	IN	205,870,150	4,888,237,000	12/31/00
7. California Endowment	CA	IN	189,663,220	3,490,256,407	2/28/01
8. Pew Charitable Trusts	PA	IN	187,853,822	4,800,776,253	12/31/00
9. W. K. Kellogg Foundation	MI	IN	178,739,742	5,719,735,520	8/31/01
10. Ford Motor Company Fund	MI	CS	169,100,475	247,625,772	12/31/00
11. John D. and Catherine T. MacArthur Foundation	IL	IN	164,022,738	4,479,153,951	12/31/00
12. Rockefeller Foundation	NY	IN	163,391,841	3,619,028,000	12/31/00
13. Starr Foundation	NY	IN	161,965,876	6,255,916,706	12/31/00
14. Robert W. Woodruff Foundation	GA	IN	149,979,270	3,139,654,481	12/31/00
15. New York Community Trust	NY	CM	143,950,743	1,930,370,263	12/31/00
16. Charles Stewart Mott Foundation	MI	IN	139,480,791	2,881,802,805	12/31/00
17. William and Flora Hewlett Foundation	CA	IN	135,748,270	3,930,366,990	12/31/00
18. Annenberg Foundation	PA	IN	132,384,109	2,932,205,767	6/30/01
19. Open Society Institute ³	NY	OP	116,342,544	135,447,900	12/31/00
20. Kresge Foundation	MI	IN	107,956,140	2,770,530,893	12/31/00
21. Robert R. McCormick Tribune Foundation	IL	IN	106,830,351	1,855,000,000	12/31/00
22. Duke Endowment	NC	IN	106,030,389	2,874,017,045	12/31/00
23. Annie E. Casey Foundation	MD	IN	101,012,809	3,001,942,131	12/31/00
24. Searle Patients in Need Foundation ³	NJ	OP	95,975,582	10,163,451	12/31/00
25. Bristol-Myers Squibb Patient Assistance Foundation ³	NJ	OP	94,805,585	1,675,064	12/31/00
26. McKnight Foundation	MN	IN	93,954,410	2,006,436,000	12/31/00
27. Richard King Mellon Foundation	PA	IN	91,699,221	1,907,473,636	12/31/00
28. Lilly Cares Foundation ³	IN	OP	86,650,335	2,861,597	12/31/00
29. Doris Duke Charitable Foundation	NY	IN	86,310,650	1,574,746,419	12/31/00
30. San Francisco Foundation	CA	CM	86,000,000	741,000,000	6/30/01
31. Bank of America Foundation	NC	CS	85,737,445	2,212,307	12/31/00
32. Greater Kansas City Community Foundation and Affiliated Trusts	MO	CM	85,426,000	719,476,000	12/31/00
33. W. M. Keck Foundation	CA	IN	81,745,562	1,533,721,000	12/31/00
34. Janssen Ortho Patient Assistance Foundation ³	NJ	OP	81,294,984	895,057	12/31/00
35. California Community Foundation	CA	CM	78,300,000	547,793,000	6/30/01
36. Harry and Jeanette Weinberg Foundation	MD	IN	77,329,311	2,063,325,086	2/28/01
37. John S. and James L. Knight Foundation	FL	IN	70,746,766	2,198,985,122	12/31/00
38. Donald W. Reynolds Foundation	NV	IN	69,363,245	1,269,083,024	12/31/00

Community Foundations

Giving by Community Foundations Rises 4.6 Percent in 2001

- Giving by 560 community foundations rose an estimated 4.6 percent in 2001, following a 17.1 percent increase in 2000. This gain represented the slowest growth in community foundation giving since 1994 and reflected the sensitivity of their many thousands of individual donors to changes in the economy. Despite the slowdown, community foundation giving has increased more than fourfold since 1991. In contrast, independent foundation giving has tripled, while corporate foundation giving has doubled.
- Community foundation giving reached an estimated \$2.3 billion in 2001, up from \$2.2 billion in 2000 and \$1.8 billion in 1999. States showing the strongest percentage growth in community

foundation giving in 2000 included Oklahoma, Washington State, Nevada, Oregon, and Iowa.

- Assets of community foundations grew 10.2 percent in 2000, amounting to just half of the prior year's 20.4 percent increase. Assets totaled \$30.5 billion, up from \$27.6 billion in 1999 and close to double the \$15.9 billion reported in 1996.
- Gifts and bequests from donors to community foundations rose 16.2 percent in 2000, falling well below 1999's 27.6 percent jump. Gifts totaled \$3.8 billion, up \$533 million from the prior year. Despite slower growth in the combined value of new gifts, 71 community foundations reported aggregate gifts from donors totaling \$10 million or more in 2000, up from 62 in 1999. Some of the states with the highest percentage growth in gifts to community foundations included Oklahoma, West Virginia, Louisiana, Nevada, and Montana.

Top 100 Foundations by Total Giving, 2000* (continued)

Foundation	State	Foundation Type ¹	Total Giving ²	Assets	Fiscal Date
39. SBC Foundation	TX	CS	\$68,678,574	\$ 328,100,000	12/31/00
40. Freeman Foundation	NY	IN	68,256,173	2,113,688,541	12/31/00
41. Houston Endowment	TX	IN	66,061,151	1,506,627,708	12/31/00
42. William Penn Foundation	PA	IN	64,898,490	1,170,193,129	12/31/00
43. Peninsula Community Foundation	CA	CM	64,243,451	449,062,871	12/31/00
44. Ewing Marion Kauffman Foundation	MO	IN	63,741,000	2,034,722,000	6/30/01
45. Wal-Mart Foundation	AR	CS	62,617,641	359,724	1/31/00
46. Brown Foundation	TX	IN	60,964,045	1,434,297,259	6/30/00
47. Carnegie Corporation of New York	NY	IN	60,803,959	1,929,598,812	9/30/00
48. James Irvine Foundation	CA	IN	58,223,073	1,509,641,006	12/31/00
49. Columbus Foundation and Affiliated Organizations	OH	CM	57,605,631	677,889,306	12/31/00
50. Cleveland Foundation	OH	CM	57,030,931	1,600,206,255	12/31/00
51. Walton Family Foundation	AR	IN	52,379,873	973,255,920	12/31/00
52. Alfred P. Sloan Foundation	NY	IN	52,367,329	1,373,141,818	12/31/00
53. Community Foundation Silicon Valley	CA	CM	51,143,051	463,637,185	6/30/00
54. Marin Community Foundation	CA	CM	50,524,713	1,150,556,205	6/30/01
55. Boston Foundation	MA	CM	48,952,445	656,806,419	6/30/01
56. Seattle Foundation	WA	CM	48,833,167	305,644,179	12/30/00
57. Henry Luce Foundation	NY	IN	48,786,289	1,059,392,814	12/31/00
58. Atlantic Foundation of New York	NY	IN	48,320,467	100,563,696	12/31/00
59. Whitaker Foundation	VA	IN	47,213,220	370,095,910	12/31/00
60. Ahmanson Foundation	CA	IN	46,574,905	964,422,000	10/31/00
61. Howard Heinz Endowment	PA	IN	45,810,679	1,028,810,621	12/31/00
62. Barr Foundation	MA	IN	44,902,736	865,000,000	11/30/00
63. Bush Foundation	MN	IN	44,852,609	836,335,488	11/30/00
64. California Wellness Foundation	CA	IN	44,715,936	1,029,461,012	12/31/00
65. J. P. Morgan Chase Foundation	NY	CS	44,656,806	137,439,675	12/31/00
66. Lynde and Harry Bradley Foundation	WI	IN	44,559,466	626,124,000	12/31/00
67. Turner Foundation	GA	IN	44,441,523	209,515,569	12/31/00
68. Lucent Technologies Foundation	NJ	CS	43,932,312	22,970,298	9/30/00
69. AT&T Foundation	NY	CS	43,539,963	73,252,695	12/31/00
70. Longwood Foundation	DE	IN	43,090,837	800,060,048	9/30/00
71. Citigroup Foundation	NY	CS	43,068,029	179,182,168	12/31/00
72. Communities Foundation of Texas	TX	CM	42,798,517	657,906,999	6/30/00
73. ExxonMobil Foundation	TX	CS	42,188,567	71,180,930	12/31/00
74. Aventis Pharmaceuticals Health Care Foundation	NJ	CS	41,558,325	7,039	12/31/00
75. Chicago Community Trust and Affiliates	IL	CM	41,243,732	1,302,626,633	9/30/00
76. Verizon Foundation	NY	CS	41,205,556	80,214,080	12/30/00
77. Omaha Community Foundation	NE	CM	40,927,643	378,324,615	12/31/00
78. GE Fund	CT	CS	40,701,047	53,887,325	12/31/00
79. Wallace-Reader's Digest Funds	NY	IN	40,678,318	1,619,344,210	12/31/00
80. Joyce Foundation	IL	IN	39,596,622	999,530,958	12/31/00
81. Hall Family Foundation	MO	IN	39,174,044	861,619,838	12/31/00
82. Horace W. Goldsmith Foundation	NY	IN	39,014,530	892,935,524	12/31/00
83. San Diego Foundation	CA	CM	38,000,000	401,000,000	6/30/01
84. Oregon Community Foundation	OR	CM	36,406,143	471,989,656	12/31/00
85. Freedom Forum ³	VA	OP	36,320,040	1,037,110,607	12/31/00
86. Prudential Foundation	NJ	CS	36,219,045	156,251,000	12/31/00
87. Weingart Foundation	CA	IN	36,183,031	779,796,365	6/30/01
88. J. Bulow Campbell Foundation	GA	IN	35,235,477	748,020,452	12/31/00
89. F. W. Olin Foundation	NY	IN	35,121,504	494,959,059	12/31/00
90. J. A. & Kathryn Albertson Foundation	ID	IN	34,883,820	497,216,909	12/31/00
91. Fannie Mae Foundation	DC	CS	34,835,347	272,988,815	12/31/00
92. UPS Foundation	GA	CS	34,646,311	109,825,286	12/31/00
93. M. J. Murdock Charitable Trust	WA	IN	34,611,574	657,113,213	12/31/00
94. Karfunkel Family Foundation ³	NY	OP	34,203,777	18,588,413	6/30/00
95. Goizueta Foundation	GA	IN	33,802,380	686,026,134	12/31/00
96. Community Foundation of Greater Memphis	TN	CM	33,099,247	207,867,607	4/30/01
97. Burroughs Wellcome Fund	NC	IN	32,819,704	832,146,472	8/31/00
98. Richard & Rhoda Goldman Fund	CA	IN	32,540,477	430,000,000	12/31/00
99. Rockefeller Brothers Fund	NY	IN	32,139,090	753,327,772	12/31/00
100. Meadows Foundation	TX	IN	31,784,622	31,784,622	12/31/00

Source: *Foundation Growth and Giving Estimates*, 2002.

*Aggregate foundation fiscal information in tables and figures is based on data provided to the Center as of February 2, 2002. Fiscal data on individual foundations included in this table may be more current.

Note: Since the Arthur S. DeMoss Foundation had not yet filed its 2000 990-PF with the IRS at the time of publication, making comparable fiscal information unavailable, it has been excluded from this list.

¹IN = Independent; CS = Corporate; CM = Community; OP = Operating.

²Includes grants, scholarships, and employee matching gifts; excludes set-asides, loans, PRIs, and program expenses.

³For some operating foundations, total giving amount includes grants and program expenses; for others, total giving amount includes only grants. Most operating foundations' qualifying distributions are paid out for administration of operating programs and not for grants.

Top 100 Foundations by Assets, 2000*

Foundation	State	Foundation Type ¹	Assets	Total Giving ²	Fiscal Date
1. Bill & Melinda Gates Foundation	WA	IN	\$21,149,100,000	\$994,900,000	12/31/00
2. Lilly Endowment	IN	IN	15,591,737,808	583,890,521	12/31/00
3. Ford Foundation	NY	IN	14,659,683,000	652,091,000	9/30/00
4. J. Paul Getty Trust ³	CA	OP	10,929,809,811	17,344,634	6/30/00
5. David and Lucile Packard Foundation	CA	IN	9,793,212,529	533,589,987	12/31/00
6. Robert Wood Johnson Foundation	NJ	IN	8,793,792,000	351,683,796	12/31/00
7. Starr Foundation	NY	IN	6,255,916,706	161,965,876	12/31/00
8. W. K. Kellogg Foundation	MI	IN	5,719,735,520	178,739,742	8/31/01
9. Andrew W. Mellon Foundation	NY	IN	4,888,237,000	205,870,150	12/31/00
10. Pew Charitable Trusts	PA	IN	4,800,776,253	187,853,822	12/31/00
11. John D. and Catherine T. MacArthur Foundation	IL	IN	4,479,153,951	164,022,738	12/31/00
12. William and Flora Hewlett Foundation	CA	IN	3,930,366,990	135,748,270	12/31/00
13. Rockefeller Foundation	NY	IN	3,619,028,000	163,391,841	12/31/00
14. California Endowment	CA	IN	3,490,256,407	189,663,220	2/28/01
15. Robert W. Woodruff Foundation	GA	IN	3,139,654,481	149,979,270	12/31/00
16. Annie E. Casey Foundation	MD	IN	3,001,942,131	101,012,809	12/31/00
17. Annenberg Foundation	PA	IN	2,932,205,767	132,384,109	6/30/01
18. Charles Stewart Mott Foundation	MI	IN	2,881,802,805	139,480,791	12/31/00
19. Duke Endowment	NC	IN	2,874,017,045	106,030,389	12/31/00
20. Casey Family Programs ³	WA	OP	2,811,000,726	1,824,177	12/31/00
21. Kresge Foundation	MI	IN	2,770,530,893	107,956,140	12/31/00
22. John S. and James L. Knight Foundation	FL	IN	2,198,985,122	70,746,766	12/31/00
23. Freeman Foundation	NY	IN	2,113,688,541	68,256,173	12/31/00
24. Harry and Jeanette Weinberg Foundation	MD	IN	2,063,325,086	77,329,311	2/28/01
25. Ewing Marion Kauffman Foundation	MO	IN	2,034,722,000	63,741,000	6/30/01
26. McKnight Foundation	MN	IN	2,006,436,000	93,954,410	12/31/00
27. New York Community Trust	NY	CM	1,930,370,263	143,950,743	12/31/00
28. Carnegie Corporation of New York	NY	IN	1,929,598,812	60,803,959	9/30/00
29. Richard King Mellon Foundation	PA	IN	1,907,473,636	91,699,221	12/31/00
30. Robert R. McCormick Tribune Foundation	IL	IN	1,855,000,000	106,830,351	12/31/00
31. Wallace-Reader's Digest Funds	NY	IN	1,619,344,210	40,678,318	12/31/00
32. Cleveland Foundation	OH	CM	1,600,206,255	57,030,931	12/31/00
33. Doris Duke Charitable Foundation	NY	IN	1,574,746,419	86,310,650	12/31/00
34. W. M. Keck Foundation	CA	IN	1,533,721,000	81,745,562	12/31/00
35. James Irvine Foundation	CA	IN	1,509,641,006	58,223,073	12/31/00
36. Houston Endowment	TX	IN	1,506,627,708	66,061,151	12/31/00
37. Brown Foundation	TX	IN	1,434,297,259	60,964,045	6/30/00
38. Alfred P. Sloan Foundation	NY	IN	1,373,141,818	52,367,329	12/31/00
39. Packard Humanities Institute ³	CA	OP	1,302,804,659	20,655,346	12/31/00

Foundation Development

Foundation Universe More than Doubles Since 1987; Number of Active Foundations Jumps 12.7 Percent in 2000

- New and recently established foundations represent an increasingly important force in philanthropy. Between 1987 and 2000, the number of active grantmaking foundations more than doubled, from about 27,700 to nearly 56,600.
- In 2000, the number of foundations making grants grew by 6,381 or 12.7 percent—the largest annual increase reported by the Foundation Center since tracking of all U.S. foundations began in 1975. This gain surpassed a 7 percent rise in 1999 and represented more than double the 6 percent annual increases reported in 1998 and 1997. Moreover, the current annual growth rate of foundations represents more than triple the growth rate seen in the years 1994 through 1996. In addition, 2000's net gain of close to 6,400 foundations that made grants is the largest on record in absolute terms. The vast majority of these foundations were formed in 1999 and 1998 and started grantmaking in 2000.
- Newly active foundations contributed \$709.9 million in giving and added \$9.3 billion to foundation endowments in 2000. They accounted for one-sixth (16.7 percent) of the growth in foundation giving between 1999 and 2000 and one-quarter (24.9 percent) of the growth in assets.
- Among the nearly 21,000 larger foundations that held assets of at least \$1 million or gave \$100,000 or more, just over two-fifths (40.9 percent) were formed in the 1990s, far exceeding any prior decade. Well over three-fifths (62.5 percent) were established since 1979. The number of foundations in the Center's database that were formed in the 1990s will continue to grow as information on the newest foundations becomes available.

Top 100 Foundations by Assets, 2000* (continued)

Foundation	State	Foundation Type ¹	Assets	Total Giving ²	Fiscal Date
40. Chicago Community Trust and Affiliates	IL	CM	\$1,302,626,633	\$41,243,732	9/30/00
41. Donald W. Reynolds Foundation	NV	IN	1,269,083,024	69,363,245	12/31/00
42. William Penn Foundation	PA	IN	1,170,193,129	64,898,490	12/31/00
43. Marin Community Foundation	CA	CM	1,150,556,205	50,524,713	6/30/01
44. Henry Luce Foundation	NY	IN	1,059,392,814	48,786,289	12/31/00
45. Freedom Forum ³	VA	OP	1,037,110,607	36,320,040	12/31/00
46. California Wellness Foundation	CA	IN	1,029,461,012	44,715,936	12/31/00
47. Howard Heinz Endowment	PA	IN	1,028,810,621	45,810,679	12/31/00
48. Joyce Foundation	IL	IN	999,530,958	39,596,622	12/31/00
49. Walton Family Foundation	AR	IN	973,255,920	52,379,873	12/31/00
50. Samuel Roberts Noble Foundation ³	OK	OP	971,672,378	17,554,773	10/31/00
51. Ahmanson Foundation	CA	IN	964,422,000	46,574,905	10/31/00
52. Lumina Foundation for Education	IN	IN	928,954,681	212,848	12/31/00
53. Kimbell Art Foundation ³	TX	OP ³	912,000,000	775,000	12/31/00
54. Horace W. Goldsmith Foundation	NY	IN	892,935,524	39,014,530	12/31/00
55. Meadows Foundation	TX	IN	879,029,308	31,784,622	12/31/00
56. Barr Foundation	MA	IN	865,000,000	44,902,736	11/30/00
57. Hall Family Foundation	MO	IN	861,619,838	39,174,044	12/31/00
58. Bush Foundation	MN	IN	836,335,488	44,852,609	11/30/00
59. Burroughs Wellcome Fund	NC	IN	832,146,472	32,819,704	8/31/00
60. Moody Foundation	TX	IN	815,100,261	6,034,961	12/31/00
61. Longwood Foundation	DE	IN	800,060,048	43,090,837	9/30/00
62. Weingart Foundation	CA	IN	779,796,365	36,183,031	6/30/01
63. Rockefeller Brothers Fund	NY	IN	753,327,772	32,139,090	12/31/00
64. J. Bulow Campbell Foundation	GA	IN	748,020,452	35,235,477	12/31/00
65. San Francisco Foundation	CA	CM	741,000,000	86,000,000	6/30/01
66. J. E. and L. E. Mabee Foundation	OK	IN	735,208,451	28,550,263	8/31/01
67. Greater Kansas City Community Foundation and Affiliated Trusts	MO	CM	719,476,000	85,426,000	12/31/00
68. George S. and Dolores Dore Eccles Foundation	UT	IN	703,246,088	30,496,586	12/31/00
69. Robert A. Welch Foundation	TX	IN	693,546,146	28,785,149	8/31/00
70. Goizueta Foundation	GA	IN	686,026,134	33,802,380	12/31/00
71. William Randolph Hearst Foundation	NY	IN	681,667,630	23,575,000	12/31/00
72. Columbus Foundation and Affiliated Organizations	OH	CM	677,889,306	57,605,631	12/31/00
73. Surdna Foundation	NY	IN	676,443,800	29,164,571	6/30/00
74. Communities Foundation of Texas	TX	CM	657,906,999	42,798,517	6/30/00
75. M. J. Murdock Charitable Trust	WA	IN	657,113,213	34,611,574	12/31/00
76. Boston Foundation	MA	CM	656,806,419	48,952,445	6/30/01
77. Conrad N. Hilton Foundation	NV	IN	652,314,629	29,002,921	2/28/01
78. Hartford Foundation for Public Giving	CT	CM	647,516,680	25,897,228	9/30/00
79. Wayne & Gladys Valley Foundation	CA	IN	643,410,730	18,235,608	9/30/00
80. Edna McConnell Clark Foundation	NY	IN	634,990,723	30,405,842	9/30/01
81. Lynde and Harry Bradley Foundation	WI	IN	626,124,000	44,559,466	12/31/00
82. Pritzker Foundation	IL	IN	624,307,067	27,308,374	12/31/00
83. John A. Hartford Foundation	NY	IN	623,590,336	24,763,861	12/31/00
84. Picower Foundation	FL	IN	614,755,414	22,099,883	12/31/00
85. Park Foundation	NY	IN	600,084,849	28,377,147	12/31/00
86. Saint Paul Foundation	MN	CM	588,426,310	27,547,750	12/31/00
87. Commonwealth Fund	NY	IN	587,191,972	18,007,600	6/30/00
88. McCune Foundation	PA	IN	564,279,787	27,858,586	9/30/01
89. Skillman Foundation	MI	IN	563,302,206	25,684,918	12/31/00
90. Pittsburgh Foundation	PA	CM	548,374,723	22,090,867	12/31/00
91. California Community Foundation	CA	CM	547,793,000	78,300,000	6/30/01
92. Minneapolis Foundation	MN	CM	542,651,730	28,961,477	3/31/01
93. Smith Richardson Foundation	CT	IN	540,477,728	23,047,376	12/31/00
94. Peter Kiewit Foundation	NE	IN	540,459,172	19,438,984	6/30/00
95. F. M. Kirby Foundation	NJ	IN	529,489,116	26,358,521	12/31/00
96. Vira I. Heinz Endowment	PA	IN	526,725,527	24,387,151	12/31/00
97. Arnold and Mabel Beckman Foundation	CA	IN	513,779,332	20,379,663	8/31/00
98. James S. McDonnell Foundation	MO	IN	511,780,451	18,199,661	12/31/00
99. Sherman Fairchild Foundation	MD	IN	510,359,835	18,991,027	12/31/00
100. Kate B. Reynolds Charitable Trust	NC	IN	509,843,148	25,843,148	8/31/01

Source: *Foundation Growth and Giving Estimates*, 2002.

*Aggregate foundation fiscal information in tables and figures is based on data provided to the Center as of February 2, 2002. Fiscal data on individual foundations included in this table may be more current.

Note: Since the Arthur S. DeMoss Foundation had not yet filed its 2000 990-PF with the IRS at the time of publication, making comparable fiscal information unavailable, it has been excluded from this list. Similarly, 2000 fiscal information for the Henry J. Kaiser Family Foundation was not available from either the IRS or the foundation, and it has also been excluded from the list.

¹IN = Independent; CS = Corporate; CM = Community; OP = Operating.

²Includes grants, scholarships, and employee matching gifts; excludes set-asides, loans, PRIs, and program expenses.

³For some operating foundations, total giving amount includes grants and program expenses; for others, total giving amount includes only grants. Most operating foundations' qualifying distributions are paid out for administration of operating programs and not for grants.

THE FOUNDATIONS TODAY SERIES

FOUNDATION GIVING TRENDS

Update on Funding Priorities

FOUNDATION GROWTH AND GIVING ESTIMATES

2001 Preview

FOUNDATION YEARBOOK

Facts and Figures on Private and Community Foundations

FOUNDATION STAFFING

Update on Staffing Trends of Private and Community Foundations

FOUNDATION REPORTING

Update on Public Reporting Trends of Private and Community Foundations



THE FOUNDATION CENTER
79 FIFTH AVENUE
NEW YORK, NY 10003-3076
www.fdncenter.org

ISBN 1-931923-03-5