

Key Facts on Georgia Foundations



November 2005 / THE FOUNDATION CENTER

Selected Grantmaker Data, 2003

In 2003, there were 1,276 grantmaking independent, corporate, community, and operating foundations headquartered in Georgia, an increase of 40.8 percent over 1998, keeping pace with the 41.8 percent rise in the number of U.S. foundations during this period. Giving by Georgia foundations grew at a slower pace than foundation funding overall—30.9 percent versus 55.8 percent, respectively. While most of Georgia’s foundations are small, the top ten by total giving provided 51.4 percent of support, and the top ten by assets accounted for 55.2 percent of resources.

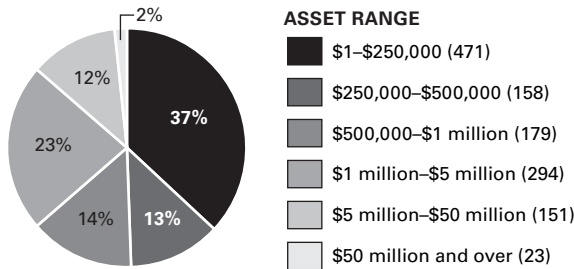
Summary Statistics for Georgia Foundations 1998 and 2003

	1998	2003	% change
No. of Foundations	906	1,276	40.8
Total Giving	\$494,787	\$647,630	30.9
Total Assets¹	\$11,332,774	\$8,990,413	-20.7
Gifts Received	\$875,224	\$476,026	-45.6

Note: Dollars in thousands. Percent change represents current dollars. Figures exclude grantmaking public charities.

¹After 1998, the Joseph B. Whitehead Foundation and the Lettie Pate Evans Foundation changed status to public charities and, therefore, are excluded from the 2003 statistics. Their assets in 1998 totaled over \$1.6 billion.

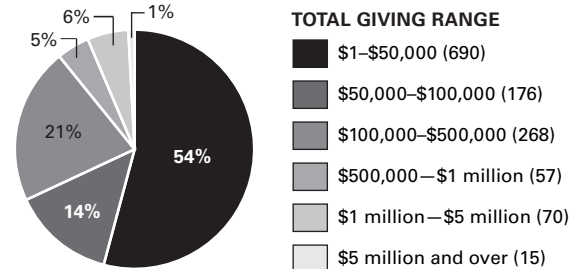
Over one-third of Georgia foundations held more than \$1,000,000 in assets in 2003



PERCENT OF NUMBER OF FOUNDATIONS

Note: Based on 1,276 grantmaking Georgia foundations. Actual number per category shown in parentheses.

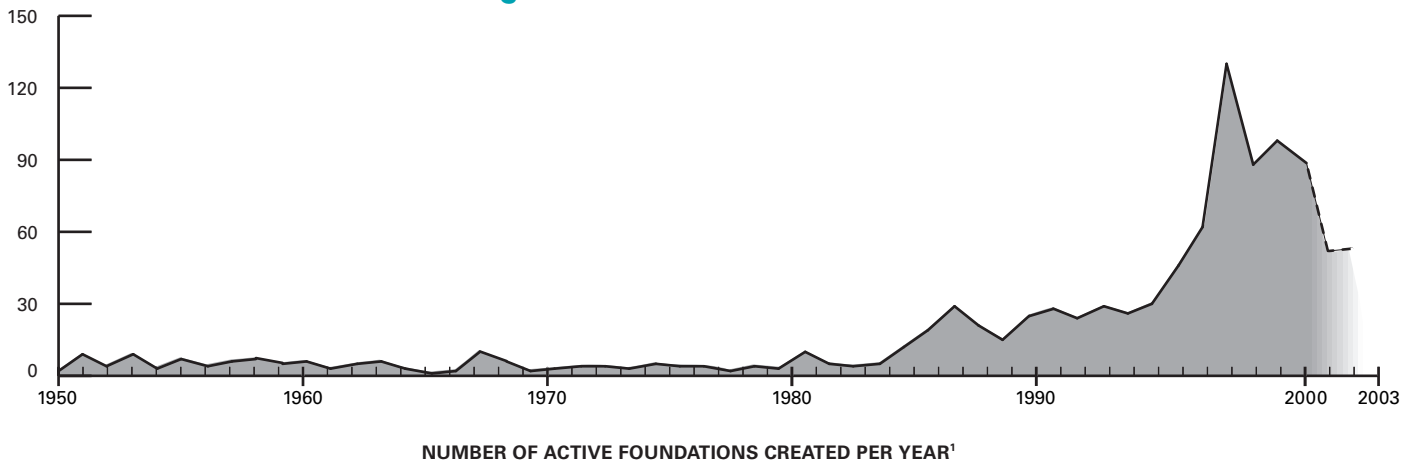
A majority of Georgia foundations gave less than \$50,000 in 2003



PERCENT OF NUMBER OF FOUNDATIONS

Note: Based on 1,276 grantmaking Georgia foundations. Actual number per category shown in parentheses.

More than half of Georgia foundations have been established since 1993



NUMBER OF ACTIVE FOUNDATIONS CREATED PER YEAR¹

Note: Based on 1,276 grantmaking Georgia foundations.

¹Data incomplete after 2000. A total of 59 grantmaking foundations established in 2002 or 2003 are currently included in the Foundation Center's database. Excludes 232 Georgia foundations lacking establishment information.

Top Ten Georgia Foundations by Assets, 2003

Foundation Name	Foundation Type ¹	Assets	Fiscal Date
1. Robert W. Woodruff Foundation	IN	\$2,464,362,750	12/31/2003
2. J. Bulow Campbell Foundation	IN	643,669,441	12/31/2003
3. Goizueta Foundation	IN	499,312,462	12/31/2003
4. University Financing Foundation	OP	308,870,990	12/31/2003
5. Community Foundation for Greater Atlanta	CM	288,598,568	6/30/2004
6. Bradley-Turner Foundation	IN	189,732,153	12/31/2003
7. Callaway Foundation	IN	187,791,860	9/30/2003
8. Anverse	OP	155,296,559	6/30/2003
9. Healthcare Georgia Foundation	IN	116,981,913	12/31/2003
10. Courts Foundation	IN	108,777,519	12/31/2003

¹IN = Independent Foundation; OP = Operating Foundation; CM = Community Foundation.

Top Ten Georgia Foundations by Total Giving, 2003

Foundation Name	Foundation Type ¹	Total Giving ²	Fiscal Date
1. Robert W. Woodruff Foundation	IN	\$102,637,180	12/31/2003
2. UPS Foundation	CS	42,769,595	12/31/2003
3. Community Foundation for Greater Atlanta	CM	35,757,059	6/30/2004
4. J. Bulow Campbell Foundation	IN	30,074,098	12/31/2003
5. Goizueta Foundation	IN	27,860,874	12/31/2003
6. Bradley-Turner Foundation	IN	24,399,308	12/31/2003
7. Marcus Foundation	IN	18,710,555	12/31/2003
8. Coca-Cola Foundation	CS	18,537,628	12/31/2003
9. Arthur M. Blank Family Foundation	IN	17,859,572	12/31/2003
10. Turner Foundation	IN	14,167,380	12/31/2003

¹IN = Independent Foundation; CS = Corporate Foundation; CM = Community Foundation.

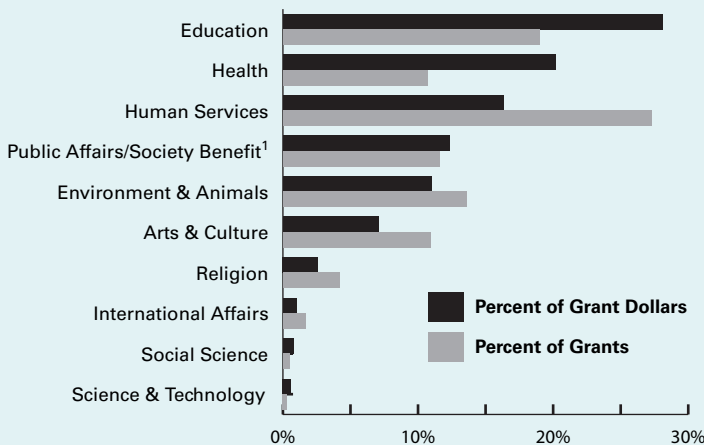
²Includes grants, scholarships, and employee matching gifts; excludes set-asides, loans, PRIs, and program expenses.

Selected Giving Patterns, 2003

Georgia foundations in the Foundation Center's 2003 grants sample¹ provided their largest share of grant dollars for education and health. Within education, three-fifths of giving targeted higher and graduate education, while close to one-third funded precollegiate education. Among health subcategories, general and rehabilitative health accounted for the largest share of grant dollars, followed by care and treatment of specific diseases, and hospitals and medical care. By comparison, human services received the largest number of grants. By type of support, the sampled Georgia foundations favored capital projects, with building and renovation projects receiving the largest share of grant dollars.

¹The Foundation Center's 2003 grants sample database included the grants of \$10,000 or more awarded by 1,010 of the largest U.S. foundations and accounted for half of grant dollars awarded by all 66,000+ U.S. foundations. Twenty of the 1,010 foundations were headquartered in Georgia.

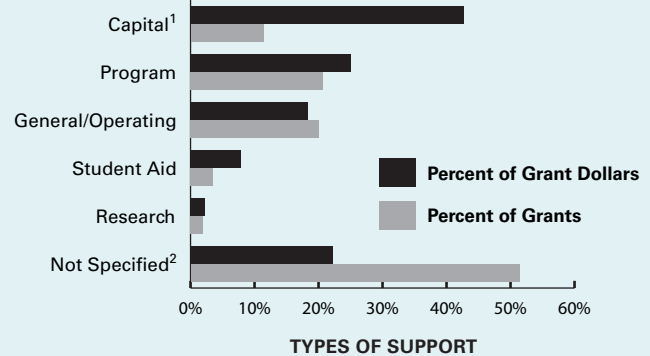
Georgia foundations favored education in 2003



Note: Based on grants of \$10,000 or more awarded by a sample of 20 larger Georgia foundations.

¹Includes civil rights and social action, community improvement and development, philanthropy and voluntarism, and public affairs.

Georgia foundations directed the largest share of their giving to capital support in 2003



Note: Based on grants of \$10,000 or more awarded by a sample of 20 larger Georgia foundations.

¹Capital support includes endowment funds.

²Approximately 22 percent of grant dollars and 51 percent of grants could not be coded for a type of support due to a lack of sufficient descriptive information.

Source for all data: The Foundation Center

For more information, contact Pattie Johnson, Director, the Foundation Center-Atlanta, at 404-880-0095, or e-mail, pjj@fdncenter.org. "Key Facts on Georgia Foundations" is available at www.fdncenter.org/research/.