

KEY FACTS ON WASHINGTON, DC, AREA FOUNDATIONS

Overview

This inaugural report by the Foundation Center on foundations in the Washington, DC, area¹ presents a snapshot of 1,605 active independent, corporate, community, and grantmaking operating foundations in 2005. Of these foundations, 25 percent were located in the District of Columbia, 44.8 percent were spread across seven neighboring counties in Maryland, and 30.2 percent were located in six neighboring counties and four cities in Virginia. In Maryland, the majority of the foundations, most of the assets, and most of the giving came from Montgomery County. In Virginia, the largest number of foundations and those that gave the most grant dollars were located in Fairfax County. Arlington County, however, which ranked third by number of Virginia foundations, accounted for the largest share of assets in the state. Together area foundations had close to \$12 billion in assets and were responsible for almost \$779 million in grants in 2005.

¹In this report, the Washington, DC, area is defined to include the District of Columbia, seven neighboring counties in Maryland, and six counties and four cities in Virginia.

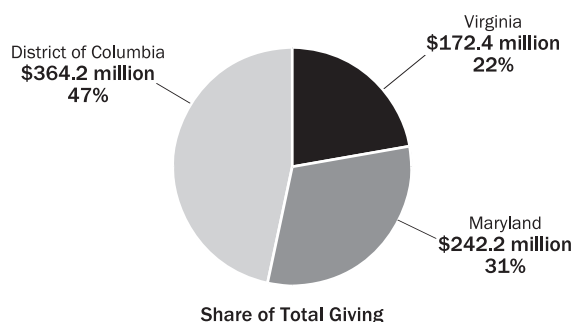
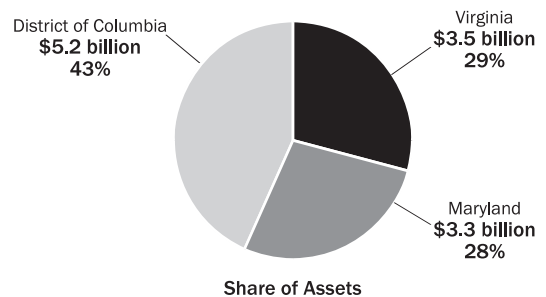
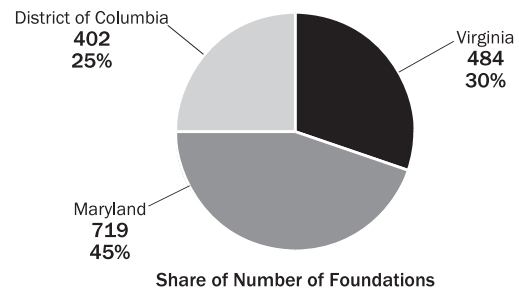
Summary Statistics for Washington, DC, Area Foundations by Location, 2005

Location	No. of Fdns.	%	Assets	%	Total Giving	%
District of Columbia	402	25.0	\$5,178,972	43.2	\$364,210	46.8
Maryland						
Anne Arundel	100	6.2	367,850	3.1	21,856	2.8
Calvert	8	0.5	31,561	0.3	935	0.1
Charles	10	0.6	4,084	0.0	704	0.1
Frederick	20	1.2	74,964	0.6	3,782	0.5
Howard	67	4.2	195,100	1.6	13,599	1.7
Montgomery	473	29.5	2,562,299	21.4	195,237	25.1
Prince George's	41	2.6	72,122	0.6	6,137	0.8
Subtotal	719	44.8	\$3,307,980	27.6	\$242,249	31.1
Virginia						
Alexandria City	50	3.1	112,448	0.9	6,407	0.8
Arlington	62	3.9	1,403,291	11.7	51,486	6.6
Fairfax	274	17.1	846,875	7.1	73,036	9.4
Fairfax City	13	0.8	176,389	1.5	4,242	0.5
Falls Church City	5	0.3	57,207	0.5	1,789	0.2
Fauquier	23	1.4	78,747	0.7	5,056	0.6
Loudoun	40	2.5	743,277	6.2	26,578	3.4
Manassas City	1	0.1	8,573	0.1	457	0.1
Prince William	15	0.9	69,667	0.6	3,303	0.4
Stafford	1	0.1	84	0.0	4	0.0
Subtotal	484	30.2	\$3,496,558	29.2	\$172,358	22.1
Total	1,605	100.0	\$11,983,510	100.0	\$778,817	100.0

Note: Dollars in thousands. Due to rounding, figures may not add up. Figures exclude non-grantmaking foundations and grantmaking public charities.

Washington, DC, Area Foundations by Location, 2005

The District of Columbia had the smallest share of number of foundations in the area but the largest share of assets and giving in 2005.

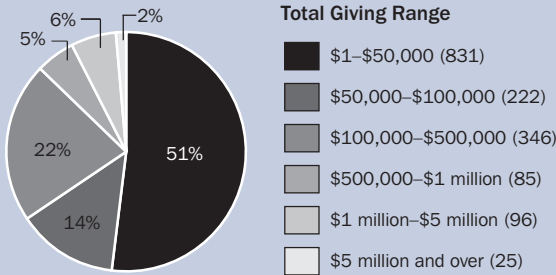


We gratefully acknowledge support for this report from:

Giving

Washington, DC, Area Foundations by Total Giving Range, 2005

Over half of foundations in the Washington, DC, area gave less than \$50,000 in 2005.

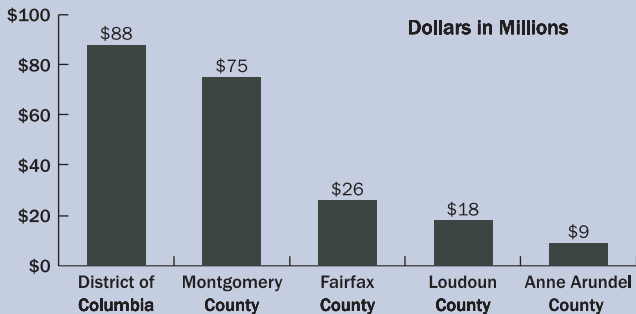


Percent of Number of Foundations

Note: Based on 1,605 grantmaking Washington, DC, area foundations. Actual number per category shown in parentheses.

Increase in Giving by Washington, DC, Area Foundations, 2000 to 2005

Foundations in these locations reported the greatest increase in total giving.



Note: Change based on current dollars.

Top 25 Washington, DC, Area Foundations by Total Giving, 2005

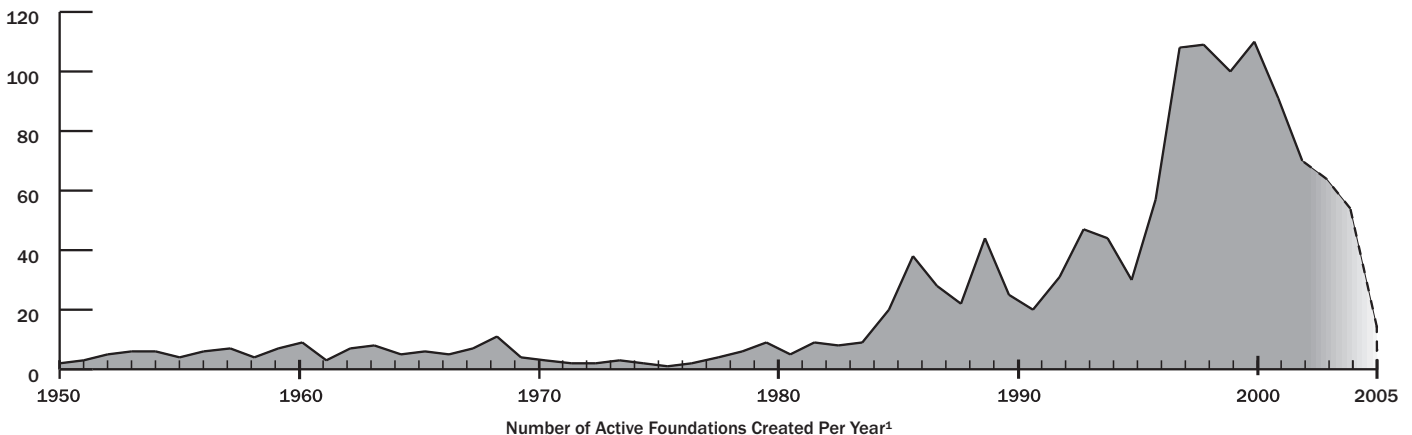
Foundation Name	State	County	Fdn. Type ¹	Total Giving ²
1. Community Foundation for the National Capital Region	DC		CM	\$91,235,382
2. Fannie Mae Foundation ³	DC		CS	38,722,905
3. Freedom Forum	VA	Arlington	OP	28,368,456
4. Sherman Fairchild Foundation	MD	Montgomery	IN	27,065,699
5. Ellison Medical Foundation	MD	Montgomery	IN	26,265,173
6. Freddie Mac Foundation	VA	Fairfax	CS	22,363,126
7. Public Welfare Foundation	DC		IN	19,974,450
8. J. Willard and Alice S. Marriott Foundation	DC		IN	17,236,316
9. Jack Kent Cooke Foundation	VA	Loudoun	IN	15,759,958
10. Morris and Gwendolyn Cafritz Foundation	DC		IN	12,724,065
11. Charles E. Smith Family Foundation	VA	Arlington	IN	12,260,450
12. Wyss Foundation	DC		IN	9,249,406
13. Wallace Global Fund	DC		IN	8,878,235
14. Gottesman Fund	DC		IN	8,594,590
15. Moriah Fund	DC		IN	8,080,672
16. Eugene and Agnes E. Meyer Foundation	DC		IN	7,156,264
17. Lockheed Martin Corporation Foundation	MD	Montgomery	CS	7,083,392
18. John W. Kluge Foundation	MD	Montgomery	IN	5,799,190
19. Mustard Seed Foundation	VA	Arlington	IN	5,713,713
20. Bauman Family Foundation	DC		IN	5,604,500
21. Eugene B. Casey Foundation	MD	Montgomery	IN	5,578,468
22. Philip L. Graham Fund	DC		IN	5,315,635
23. Clark-Winchcole Foundation	MD	Montgomery	IN	5,043,991
24. Wallace Genetic Foundation	DC		IN	4,708,681
25. Richard D. Van Lunen Charitable Foundation	MD	Howard	IN	4,549,035

¹IN = Independent Foundation; CS = Corporate Foundation; CM = Community Foundation; OP = Operating Foundation.

²Includes grants, scholarships, and employee matching gifts; excludes set-asides, loans, PRLs, and program expenses.

³The foundation terminated in 2007. The foundation's sole funder, Fannie Mae, consolidated its philanthropic initiatives into its new Office of Community and Charitable Giving.

Establishment of Washington, DC, Area Foundations by Year, 1950 to 2005



Note: Based on 1,307 grantmaking Washington, DC, area foundations.

¹Data incomplete after 2002. A total of 68 grantmaking Washington, DC, area foundations established in 2004 and 2005 are currently included in the Foundation Center's database.

Excludes 298 foundations lacking establishment information.

Assets

Top 25 Washington, DC, Area Foundations by Assets, 2005

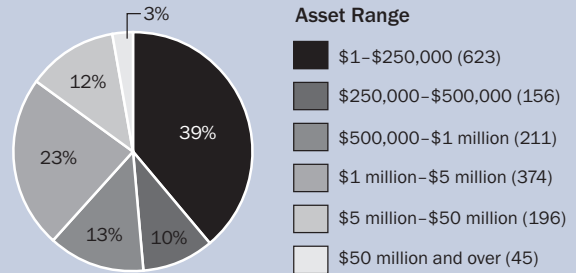
Foundation Name	State	County	Fdn. Type ¹	Assets
1. Freedom Forum	VA	Arlington	OP	\$1,071,127,819
2. Jack Kent Cooke Foundation	VA	Loudoun	IN	637,795,172
3. Sherman Fairchild Foundation	MD	Montgomery	IN	504,314,711
4. J. Willard and Alice S. Marriott Foundation	DC		IN	488,398,958
5. Morris and Gwendolyn Cafritz Foundation	DC		IN	478,121,965
6. Public Welfare Foundation	DC		IN	473,653,127
7. Community Foundation for the National Capital Region	DC		CM	346,982,198
8. Wallace Global Fund	DC		IN	255,090,041
9. Gottesman Fund	DC		IN	249,367,988
10. Hillwood Museum and Gardens Foundation	DC		OP	223,828,215
11. Freddie Mac Foundation	VA	Fairfax	CS	206,483,808
12. Eugene and Agnes E. Meyer Foundation	DC		IN	193,092,698
13. Eugene B. Casey Foundation	MD	Montgomery	IN	192,104,409
14. Claude Moore Charitable Foundation	VA	Fairfax City	IN	167,080,098
15. Moriah Fund	DC		IN	163,335,744
16. William G. McGowan Charitable Fund	DC		IN	143,488,788
17. Keith Campbell Foundation for the Environment	MD	Anne Arundel	IN	121,832,650
18. Shelby Cullom Davis Foundation	MD	Montgomery	IN	111,311,064
19. Clark-Winchcole Foundation	MD	Montgomery	IN	110,422,487
20. David Lloyd Kreeger Foundation	DC		OP	104,346,228
21. Alexander and Margaret Stewart Trust	DC		IN	102,873,337
22. Wallace Genetic Foundation	DC		IN	99,645,806
23. Philip L. Graham Fund	DC		IN	96,816,282
24. Commonweal Foundation	MD	Montgomery	OP	95,922,247
25. Fannie Mae Foundation ²	DC		CS	95,163,874

¹IN = Independent Foundation; CS = Corporate Foundation; CM = Community Foundation; OP = Operating Foundation.

²The foundation terminated in 2007. The foundation's sole funder, Fannie Mae, consolidated its philanthropic initiatives into its new Office of Community and Charitable Giving.

Washington, DC, Area Foundations by Asset Range, 2005

Close to 40 percent of foundations in the Washington, DC, area held less than \$250,000 in assets in 2005.

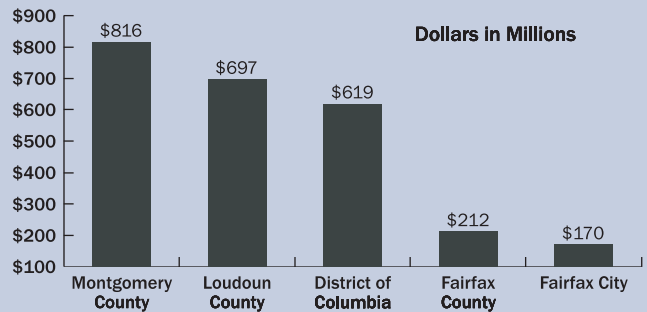


Percent of Number of Foundations

Note: Based on 1,605 grantmaking Washington, DC, area foundations. Actual number per category shown in parentheses.

Increase in Assets of Washington, DC, Area Foundations, 2000 to 2005

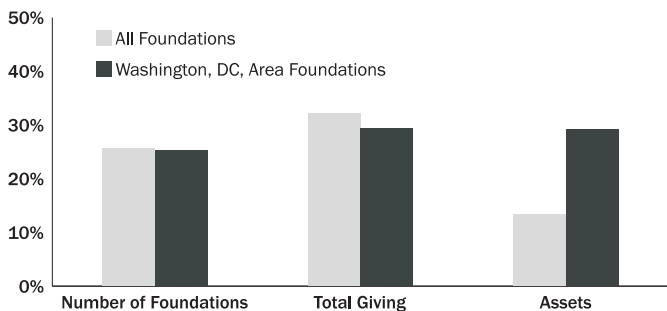
Foundations in these locations reported the biggest gains in assets.



Note: Change based on current dollars.

Growth of Washington, DC, Area and U.S. Foundations, 2000 to 2005

Foundation assets rose significantly faster in the Washington, DC, area than in the U.S. overall between 2000 and 2005.



Note: Change based on current dollars.

Growth of Washington, DC, Area Foundations, 2000 and 2005

	2000	2005	% Change
Number of Foundations	1,282	1,605	25.2
Total Giving	\$ 601,652	\$ 778,817	29.4
Assets	\$9,285,477	\$11,983,510	29.1

Note: Dollars in thousands. Percent change represents current dollars.

Selected Giving Patterns, 2005

Foundations in the Washington, DC, area prioritized giving for education and human services in 2005,¹ while foundations across the U.S. focused by far their largest share of support on education, followed by health. In fact, the Washington, DC, area was the location for several of the top 50 U.S. foundations awarding grants for education and human services.² Among these are the Community Foundation for the National Capital Region (education and human services), the Sherman Fairchild Foundation (education), and the Fannie Mae Foundation³ (human services). Both foundations in our region and overall provided their largest share of giving for program support in 2005 followed by giving for general operating support. However, foundations in the area provided a smaller share for capital support than foundations overall. Among population groups, foundations in the area targeted a larger share of their funding than U.S. foundations overall for the economically disadvantaged but nearly equal shares of funding for children and youth. Foundations in the area also gave more for the benefit of ethnic or racial minorities. This may be attributed to regional demographics, as the population within the District of Columbia was 57 percent African American and 8.6 percent Latino in 2005.⁴

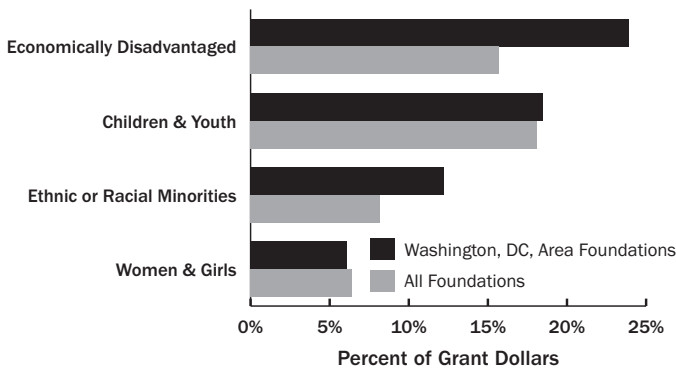
¹The 2005 grants sample includes all of the grants of \$10,000 or more awarded by 32 larger Washington, DC, area foundations, and their giving accounted for 40.8 percent of the giving reported by all 1,605 grantmaking foundations in the region.

²FC Stats: The Foundation Center's Statistical Information Service (foundationcenter.org/findfunders/statistics/).

³The foundation terminated in 2007. The foundation's sole funder, Fannie Mae, consolidated its philanthropic initiatives into its new Office of Community and Charitable Giving.

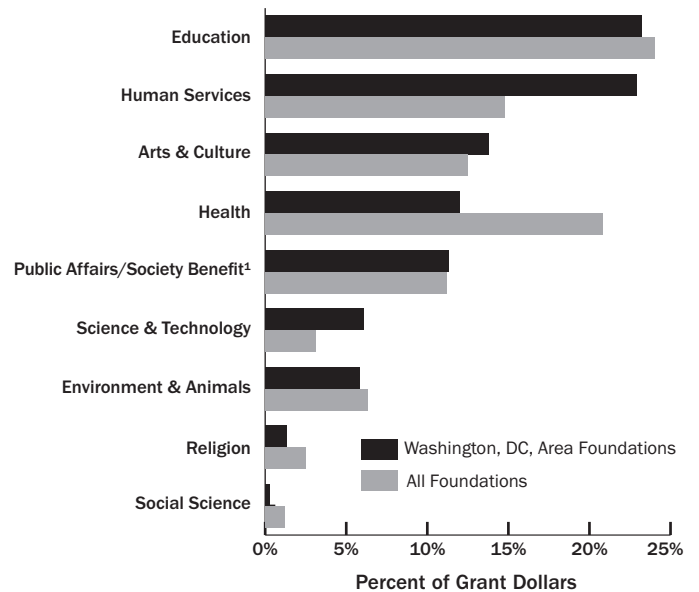
⁴State and County QuickFacts. 2005. U.S. Census Bureau. 1 May 2007 (quickfacts.census.gov/qfd/states/11000.html).

Washington, DC, Area Foundation Giving by Population Group, 2005



Note: Based on grants of \$10,000 or more awarded by a sample of 32 larger Washington, DC, area foundations. Grants may occasionally be for multiple population groups, e.g., a grant for homeless children, and would therefore be counted twice.

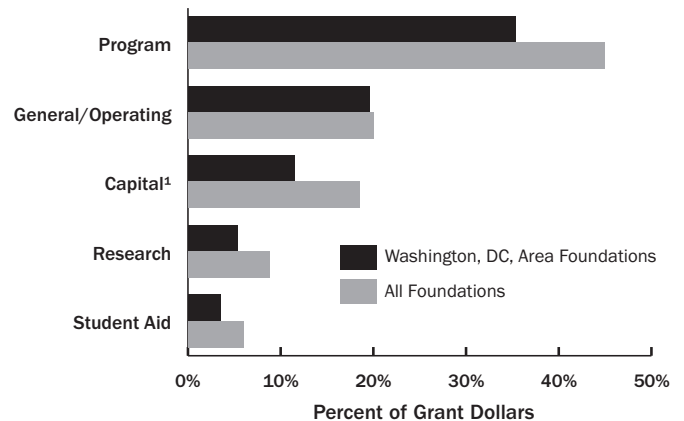
Washington, DC, Area Foundation Giving by Major Subject, 2005



Note: Based on grants of \$10,000 or more awarded by a sample of 32 larger Washington, DC, area foundations.

¹Includes civil rights and social action, community improvement and development, philanthropy and voluntarism, and public affairs.

Washington, DC, Area Foundation Giving by Type of Support, 2005



Note: Based on grants of \$10,000 or more awarded by a sample of 32 larger Washington, DC, area foundations. Grants may occasionally be for multiple types of support, e.g., for program support and for research, and would therefore be counted twice.

¹Capital support includes endowment funds.



1627 K Street, NW, 3rd Floor ♦ Washington, DC 20006
(202) 331-1400 ♦ foundationcenter.org/washington

Source for all data: The Foundation Center. For more information on the methodology used to prepare this report, see the 2007 edition of the *Foundations Today Series*.

Download "Key Facts on Washington, DC, Area Foundations" at foundationcenter.org/gainknowledge.

For more information, contact Anita H. Plotinsky, director, Foundation Center-Washington, DC, at (202) 331-1400 or via e-mail at ahp@foundationcenter.org.